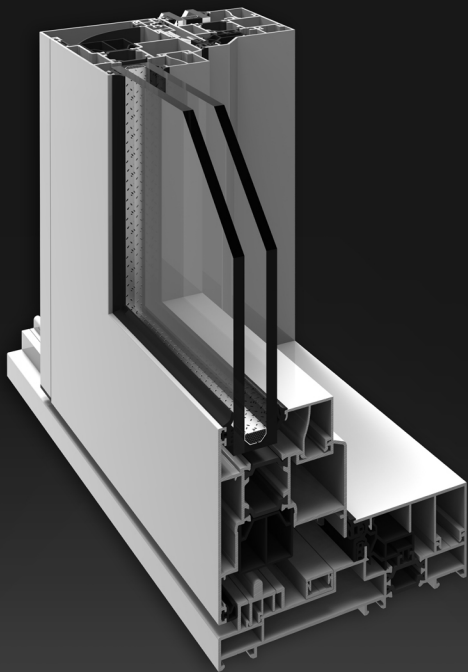


EDITION / VERSİYON
09/2017

72ES ECO SLIDE



KURTOĞLU®
ALUMINIUM



MODERN HARMONY OF SAFETY AND AESTHETICS

INDEX / İÇİNDEKİLER


Company Information / Hakkımızda	1-4
Technical Information / Teknik Bilgiler	5-7
Profile Index / Profil İndeks	8-15
Profiles / Profiller	8-15
Details / Detaylar	16-28
Glazing Tables / Cam Tabloları	29-31
Accessories / Aksesuarlar	32-42
Cutting Size / Kesim Ölçüleri	43-48
Assembly Details / Montaj Detayları	49-81
Notes / Notlar	



www.kurtoglu.com



'KURTOĞLU ALÜMİNYUM SİSTEMLERİ,
MİMARİ PROJELERİNİZE ESTETİK ÇÖZÜMLER SUNAR.'





COMPANY INFORMATION

FİRMAMIZ HAKKINDA

Our company started its operations with copper and lead casting in the 1960s, and in 1980, we started to serve in the Aluminium Sector with aluminium extrusion press that has 1200 ton capacity. KURTOĞLU Aluminium is located in Corlu, approximately 100 km away from Istanbul and operates in 31.000 m2 indoor area. With our latest investments, our company has become a modern integrated facility.

- Annual production capacity ~ 34.000 tons,
- Approximately ~ 500 qualified employees,
- ISO 9001:2015 Quality System.
- Qualicoat Seaside Certificate,
- Qualanod Certificate,
- CE Certificate

The main production features of our Company are described as follows:

- Molding Room (Wire Erosion, Treatment Center),
- Aluminium Extrusion Presses, (800 tons, 1460 tons, 1880 tons, 1460/1880 tons, 2100 tons and 2600 tons),
- Anodic Oxidation Facility (75.000 amps - 412.500 m2 / month)
- Electrostatic Powder Paint Facility (750.000 m2 / month)
- Mechanical Processing Section (CNC Treatment Center)

Kurtoğlu Alüminyum exports its products to; U.S. America, New York, Los Angeles, San Francisco, Switzerland, Germany, Austria, Belgium, Sweden, Albania, England, Greece, Bulgaria, Cyprus, Serbia, Montenegro, Hungary, Georgia, Croatia, Turkmenistan, Kyrgyzstan, Azerbaijan, Moldova, Ukraine, Macedonia, Kosovo, Romania, Belarus, Czech Republic, Libya, Iraq, Algeria, Tunisia, Qatar, Nigeria, Israel, Ghana, Gabon, France, India, Saudi Arabia, Burkina Faso, Ethiopia, Egypt, Ivory Coast, Morocco, Poland, The Netherlands, Russia, Madagascar, Niger, Tanzania, Mozambique, Norway, Lebanon, Mayotte, Palestine, Senegal, Somali, Benin, Canada, Panama.

KURTOĞLU ALUMINIUM continues to operate based on the principle of providing services to its customers with zero fault.

Şirketimiz 1960' lı yıllarda Bakır ve Kurşun ile üretim hayatına başlamıştır. 1980 yılında 1200 tonluk Alüminyum Ekstrüzyon presi ile üretim sektörüne girmiştir.

KURTOĞLU Alüminyum; İstanbul'a yaklaşık 100 km mesafede Çorlu'da bulunmaktadır. 31.000 m² kapalı alanda faaliyetini sürdürmektedir. Son yapılan yatırımlarla şirketimiz modern bir entegre tesis haline ulaşmıştır.

- Yıllık kapasite ~ 34.000 ton,
- Yaklaşık ~ 500 kalifiye eleman,
- ISO 9001:2015 kalite sistemi,
- Qualicoat Seaside Belgesi,
- Qualanod Belgesi,
- CE Belgesi,

Şirketimizin ana özellikleri aşağıda da belirtilmiştir:

- Kalıphane Bölümü (Tel erozyon, İşleme Merkezi)
- Alüminyum Ekstrüzyon Presleri; (800 ton, 1460 ton, 1880 ton, 1460/1880 ton, 2100 ton ve 2600 ton),
- Elokso Tesisi (75.000 Amper - 412.500 m² / Ay)
- Elektrostatik Toz Boya Tesisi (750.000 m² / Ay)
- Mekanik İşlem Bölümü (CNC İşleme Merkezi)

KURTOĞLU Alüminyum Ürünleri; Amerika, New York, Los Angeles, San Francisco, İsviçre, Almanya, Avusturya, Belçika, İsveç, Arnavutluk, İngiltere , Yunanistan, Bulgaristan, Kıbrıs, Sırbistan, Karadağ, Macaristan, Gürcistan, Hırvatistan, Türkmenistan, Kırgızistan, Azerbaycan, Moldova, Ukrayna, Makedonya, Kosova, Romanya, Beyaz Rusya, Çek Cumhuriyeti, Libya, Irak, Cezayir, Tunus, Katar, Nijerya, İsrail, Gana, Gabon, Fransa, Hindistan, Suudi Arabistan, Burkina Faso, Etiyopya, Mısır, Fil Dişi Sahili, Fas, Polonya, Hollanda, Rusya Federasyonu, Madagaskar, Nijer, Tanzania, Mozambik, Norveç, Lübnan, Mayotte, Filistin, Senegal, Somali, Benin, Kanada, Panama' ya ihraç edilmektedir.

KURTOĞLU ALÜMİNYUM müşterilerine sıfır hata ile hizmet vermeyi temel alarak çalışmalarını sürdürmektedir.

'The countries of export; İhracat yapılan ülkeler'



Kurtoğlu Aluminium countries of export / İhracat yapılan ülkeler.

- U.S. America / Amerika
- New York
- Los Angeles
- San Francisco
- Switzerland / İsviçre
- Germany / Almanya
- Austria / Avusturya
- Belgium / Belçika
- Sweden / İsveç
- Albania / Arnavutluk
- England / İngiltere
- Greece / Yunanistan
- Bulgaria / Bulgaristan
- Cyprus / Kıbrıs
- Serbia / Sırbistan
- Montenegro / Karadağ
- Hungary / Macaristan
- Georgia / Gürcistan
- Croatia / Hırvatistan
- Turkmenistan / Türkmenistan
- Kyrgyzstan / Kırgızistan
- Azerbaijan / Azerbaycan
- Moldova / Moldova
- Ukraine / Ukrayna
- Macedonia / Makedonya
- Kosovo
- Romania / Romanya
- Belarus / Beyaz Rusya
- Czech Republic / Çek Cumhuriyeti
- Libya / Libya
- Iraq / Irak
- Algeria / Cezair
- Tunisia / Tunus
- Qatar / Katar
- Nigeria / Nijerya
- Israel / İsrail
- Ghana / Gana
- Gabon / Gabon
- France / Fransa
- India / Hindistan
- Saudi Arabia / Suudi Arabistan
- Burkina Faso / Burkina Faso
- Ethiopia / Etiyopya
- Egypt / Mısır
- Ivory Coast / Fil Dişi Sahili
- Morocco / Fas
- Poland / Polonya
- The Netherlands / Hollanda
- Russia / Rusya
- Madagascar / Madagaskar
- Niger / Nijer
- Tanzania / Tanzanya
- Mozambique / Mozambik
- Benin
- Palestine / Filistin
- Canada / Kanada
- Lebanon / Lübnan
- Mayotte / Mayotte
- Norway / Norveç
- Panama
- Senegal / Senegal
- Somali



KURTOĞLU®
ALUMINIUM





QUALITY POLICY

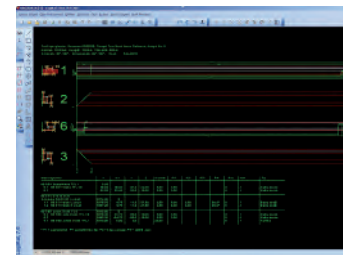
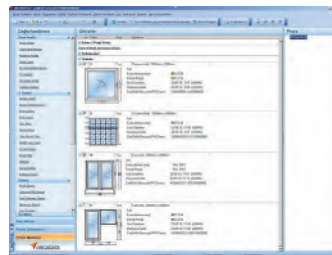
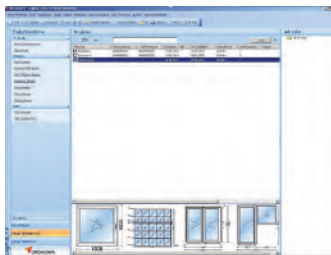
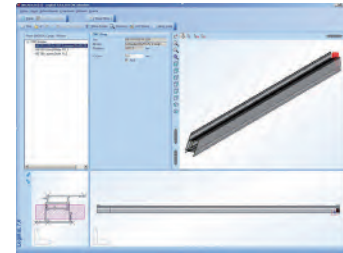
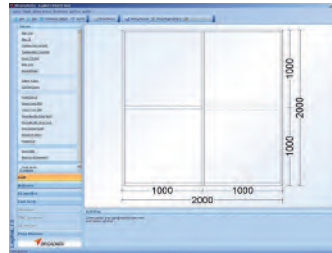
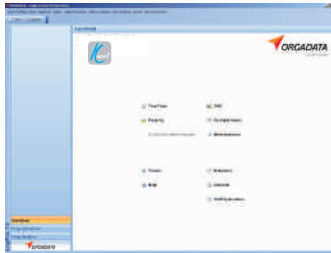
KALİTE POLİTİKASI

The company's quality policy is based upon the pillars of product quality, state of the art technology, customer satisfaction, training, environmental awareness, and continuous development. Kurtoğlu always implements this policy in all of its operations and units.

Şirketin kalite politikası ürün kalitesine, yeni teknolojilere, müşteri memnuniyetine, eğitime, çevre duyarlılığına ve sürekli gelişime dayanır. Kurtoğlu, her zaman tüm faaliyet ve birimlerinde bu politikayı uygular.

ORGADATA SOFTWARE & SOLUTION PARTNER

The conversational software Ksoft® matches perfectly with the requirements of all aluminum windows, door and curtain wall systems configuration, functionality and menu navigation. Ksoft® is a complete service package for architectural profile applications, and features all you need in the metal-processing operations with tremendous speed and perfection.



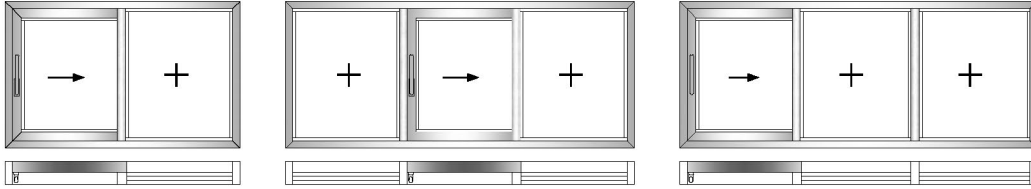
ORGADATA YAZILIM VE ÇÖZÜM ORTAĞI

İletişimli Ksoft® yazılımı tüm alüminyum pencereler, kapı ve cephe sistemleri konfigürasyon, fonksiyonel ve menü navigasyonu ile ilgili ihtiyaçları karşılar. Ksoft® yazılım programı mimari profil uygulaması ve metal işinde gerekli özellikleri optimum hız ve olağanüstü sunan tam bir program paketidir.

72ES

TECHNICAL INFORMATION / TEKNİK BİLGİLER

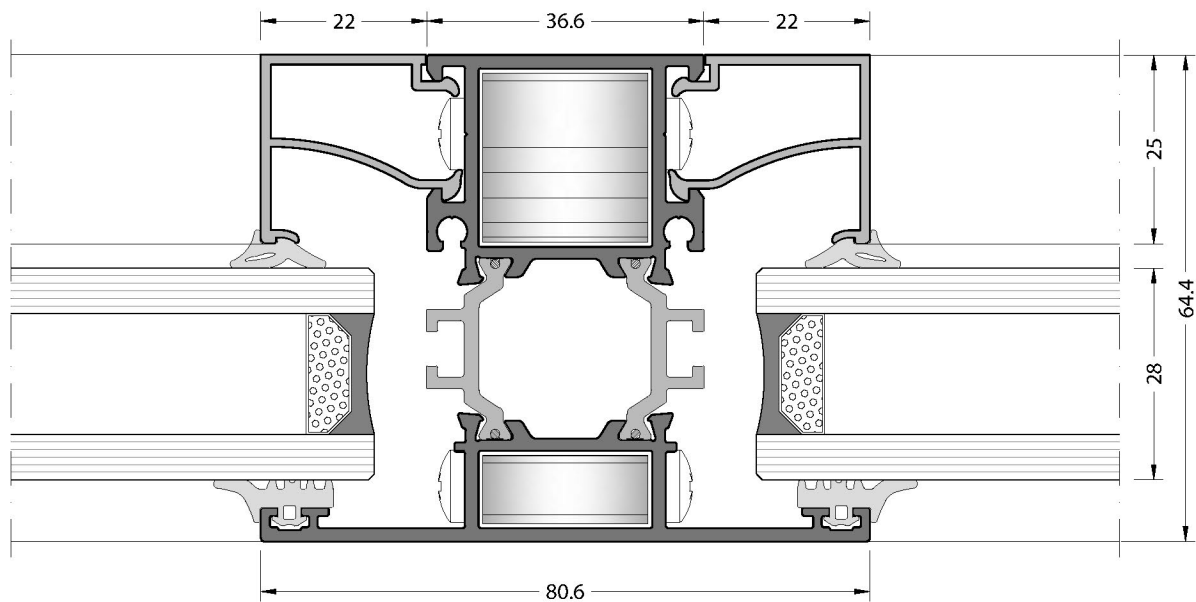
OPENING OPPORTUNITIES / AÇILIM SEÇENEKLERİ

**72ES ECO SLIDE SYSTEM**

- 72ES Eco Slide System designed with new generation accessory system. System is sliding system but closing function is working as a standard window. So the performance values (water, air, wind, aqustik) of the system is more than enough to meet demand and is not comparable with sliding systems.
- Soft Close equipment is allowed to integrated use in 72ES system.
- Soft Close is a mechanism to close or open the sash smooth and soft as a manuel otomation.
- High watertightness value: 1200 pascal,
- Low ait permability: Class 4,
- Possible to combine with 64T system,
- Low thermal transmission value (> 2,9 W/m2K)

72ES ECO SLIDE SİSTEMİ

- 72ES Eco Slide Sistemi yepyeni bir aksesuar sistemi ile kapanma şekli pencere mantığında çalışmaktadır. Bu özellikle beraber,performans olarak sürme sistemlerden tamamen ayrılmaktadır.
- Bu sayede yüksek performans talep edilen ve özellikle sürme sistem istenilen yerlerde beklentiyi fazlasıyla karşılamaktadır.
- Aynı zamanda sistemin içerisine entegre, dışarıdan görünmeyen Soft Close aksesuarı sayesinde, sistemin kanadı manuel otomasyon gibi çalışır ve kapama - açma için sessiz ve yumuşak hareket konforu sağlar.
- Yüksek su sızdırmazlık değeri: 1200 pascal,
- Düşük hava geçirgenlik sınıfı : Sınıf 4,
- 64T sistemi ile uyumlu,
- Düşük ısı geçirgenlik değeri (> 2,9 W/m2K)





TÜRKAK
TÜRK AKREDİTASYON KURUMU
TURKISH ACCREDITATION AGENCY
tarafından akredite edilmiş



AVRASYA CEPHE-DOĞRAMA TEST VE TEKNOLOJİ
MERKEZİ A.Ş.

Cumhuriyet Mahallesi 1. Cadde 1. Sokak No:1 81600
 II. OSB Beyköy – DÜZCE/TÜRKİYE

Deney Raporu
 Test Report

Sayfa (Page): 1 / 27

Müşterinin adı/adresi: Kurtoğlu Aluminium
 Customer name/address Kurtoğlu Bakır Kurşun San. A. Ş. Velimeşe Organize Sanayi Bölgesi
 Akbayır Yolu Küme Evler No:81 59851 Ergene / Tekirdağ

İstek Numarası: 16-096-PR01
 Order No.

Numunenin adı ve tarifi: 72ES Sistem / Sürme Pencere
 Name and identity of test item 72ES System / Sliding Sash

Numunenin kabul tarihi: 31.10.2016
 The date of receipt of test item

Açıklamalar: EN 1026, EN 1027, EN 12211 deney metotları kullanılmıştır.
 Remarks EN 1026, EN 1027, EN 12211 testing methods were performed.

EN 12207 - Hava Geçirgenliği	Sınıf 4	EN 12207 - Air Permeability	Class 4
EN 12208 - Su Sızdırmazlık	Sınıf E₁₂₀₀	EN 12208 - Watertightness	Class E₁₂₀₀
EN 12210 - Rüzgar Yüklerine Dayanım	Sınıf B3	EN 12210 - Resistance to Wind Load	Class B3

Deneyin yapıldığı tarih: 02.12.2016
 Date of Test

Deney Raporu Sayfa Sayısı: 27
 Number of pages of the test report

Avrasya Cephe-Doğrama Test ve Teknoloji Merkezi A.Ş. TÜRKAK'tan AB-0926-T dosya numarası ile TS EN ISO/IEC 17025:2012 standardına göre akredite edilmiştir.

Avrasya Cephe-Doğrama Test ve Teknoloji Merkezi A.Ş. accredited by TÜRKAK under registration number AB-0926-T for TS EN ISO/IEC 17025:2012 as test laboratory"

Deney ve /veya ölçüm sonuçları, genişletilmiş ölçüm belirsizlikleri (olması halinde) ve deney metotları bu sertifikanın tamamlayıcı kısmı olan takip eden sayfalarda verilmiştir.

The test and/or measurement results, the uncertainties (if applicable) with confidence probability and test methods are given on the following pages which are part of this declaration.

"Türk Akreditasyon Kurumu (TÜRKAK) deney raporlarının tanınması konusunda Avrupa Akreditasyon Birliği (EA) ve Uluslararası Akreditasyon Birliği (ILAC) ile Çok Taraflı Tanınma Anlaşmasını imzalamıştır."

The Turkish Accreditation Agency(TURKAK) is signatory to the multilateral agreements of the European co-operation for the Accreditation(EA) and of the International Laboratory Accreditation(ILAC) for the Mutual recognition of test reports

Bu deney raporu: Firmamıza ulaşan numunelere deney ve/veya deneyler uygulanarak elde edilmiştir.

Müşteriye ait diğer numuneleri kapsamaz.

(This test report was prepared after applying test/tests to the samples that are sent to our company.

(Note that this declaration does not involve other samples of the customer.)



Tarih
 Date
 26.12.2016

Deney Sorumlusu
 Person in charge of test
 Dilek GÜNDOĞDU

Onaylayan
 Approval
 Çağlayan KARATAY

FORM NO : AVR.R.003
 YAYIN TARİHİ : 31.12.2015

REV. NO : 02
 REV. TARİHİ : 12 / 09 / 2016

*Bu rapor, laboratuvarın yazılı izni olmadan kısmen kopyalanıp çoğaltılamaz.
 İmzasız ve mührsüz raporlar geçersizdir.
 This report shall not be reproduced other than in full except with the permission of the laboratory.
 Testing reports without signature and seal are not valid*

systemproperties / sistembilgisi

Construction Depth

* Frame : 147.4 mm
* Sash : 72.4 mm

Derinlik

* Kasa : 147.4 mm
* Kanat : 72.4 mm

Glazing

Glazing from 17 mm up to 40 mm.
The choice of glazing beads depend on the thickness of the glass.

Cam Kalınlığı

Cam kalınlığı 17 mm - 40 mm aralığındadır.
Cam çtası, cam kalınlığına göre seçilmelidir.

Connections

Press corner joints can apply for fixing corners.
The mullions and transoms fix with T junction or directly screw.

Bağlantılar

Köşeyi birleştirmek için presköşe bağlantıları kullanılır.
Orta kayıt birleştirmelerinde T bağlantı ya da vida kullanılır.

Gaskets

All system gaskets are made from EPDM rubber.

Bağlantılar

Sistemin tüm fitilleri EPDM dir.

productionproperties / üretimbilgisi

Alloy

The aluminium profiles have been extruded from the alloy EN-AW 6063 according to the EN-AW 6060 .

Physical Properties

1. Density : 2.70 Kg / dm³
2. Modules of Elasticity : 69 kN / mm²
3. Resistivity : 20° 33 n Ω .m
4. Melting point : 600 - 655 °C
5. Linear expansion coefficient : 20 - 100°C μ °C⁻¹

Mechanical Properties

1. Tensile strength : Min 215 MPa
2. Yield strength : 190 MPa
3. Elongation : % 10
4. Hardness : 67 Brinell

Anodising

In anodising process , microns of the profiles for the inside and outside use are different.

The complete anodisation process takes place in accordance with the specifications of QUALANOD.

Surface Treatment**Electrostatic Powder Coating**

Polyamide thermal break allows the profile to be painted when compounded.

On average, the coating thickness is minimally 60 micron.

The complete powder coating process takes place in accordance with the specifications of QUALICOAT .

Alaşım

Alüminyum profiller EN-AW 6063 alaşımından ve EN-AW 6060 standardına göre üretilir.

Fiziksel Özellikler

1. Yoğunluk : 2.70 Kg / dm³
2. Elastisite Modülü : 69 kN / mm²
3. Direnç : 20° 33 n Ω .m
4. Erime Noktası : 600 - 655 °C
5. Genişleme Katsayısı : 20 - 100°C μ °C⁻¹

Mekanik Özellikler

1. Kopma Dayanıklılığı : Min 215 MPa
2. Elastisite limiti : 190 MPa
3. Uzama : % 10
4. Sertlik : 67 Brinell

Eloksal

Eloksal projesinde profil mikronları iç ve dış kullanım için farklıdır.
Bütün eloksal projesi QUALANOD spesifikasyonlarına göre uygulanır.

Yüzey İşlem**Elektrostatik Toz Boya**

Polyamid ısı bariyeri çakıldığıında profil boyanabilir.

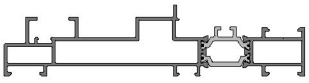
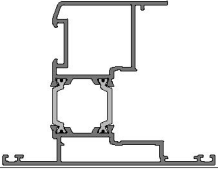
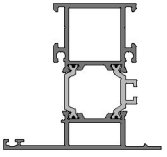
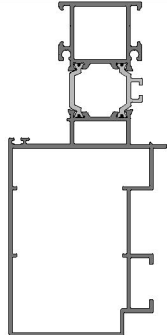
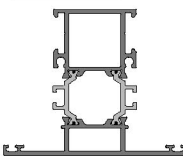
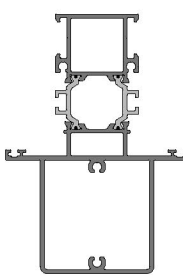
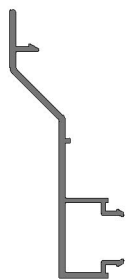
Genel olarak kaplama kalınlığı minimum 60 mikrondur.

Bütün toz boya prosesinde QUALICOAT spefikasyonlarına göre uygulanır.

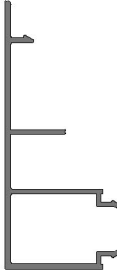








72ES

PROFILE INDEX / PROFİL İNDEKS




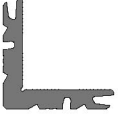
PROFILES/ PROFİLLER

CODE KOD	DRAWING ÇİZİM	WEIGHT AĞIRLIK Kg/m	PAGE NR SAYFA NO
72ES-101-00		1.981	10
72ES-201-00		1.810	10
72ES-301-00		1.528	11
72ES-302-00		2.602	11
64T-302-18		1.648	12
64T-322-18		2.482	12
72ES-401-00		0.497	13


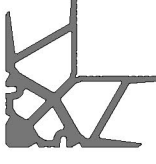

PROFILES/ PROFİLLER

CODE KOD	DRAWING ÇİZİM	WEIGHT AĞIRLIK Kg/m	PAGE NR SAYFA NO
72ES-402-00		0.618	13
72ES-501-00		0.520	13
72ES-502-00		0.125	14
72ES-511-00		0.298	14
72ES-512-00		0.286	14
72ES-513-00		0.108	14
72ES-514-00		0.084	14
72ES-521-00		0.277	14
72ES-529-00		0.192	14

PROFILES / PROFİLLER

CODE KOD	DRAWING ÇİZİM	WEIGHT AĞIRLIK Kg/m	PAGE NR SAYFA NO
72ES-901-00		0.641	14
72ES-902-00		1.072	14
09-903-00		0.846	14
09-101-00		2.561	15

PROFILES / PROFİLLER

CODE KOD	DRAWING ÇİZİM	WEIGHT AĞIRLIK Kg/m	PAGE NR SAYFA NO
09-107-00		1.795	15
09-105-00		5.453	15
09-120-00		4.303	15

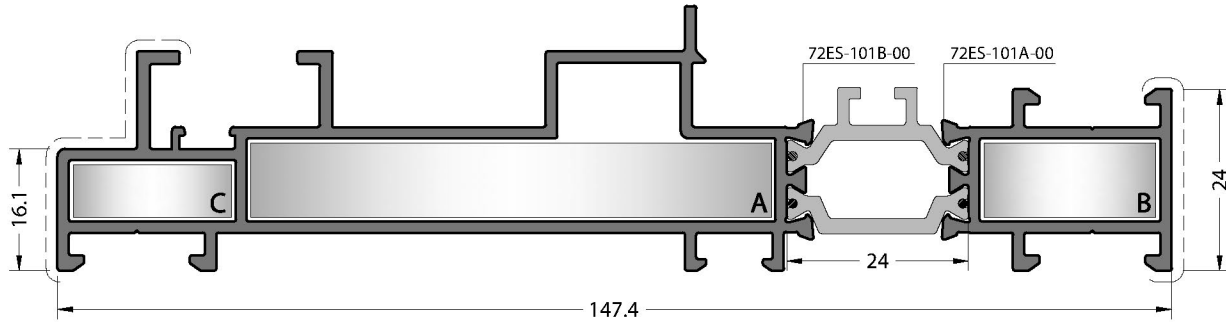
STATIC / STATİK

PROFILE LENGHT / PROFİL UZUNLUĞU

	500	750	1000	1250	1500	1750	2000	2250	2500	2750	3000	
	Jx(cm⁴)											Jy(cm⁴)
72ES-201-00	7,51	9,99	13,00	16,23	19,47	22,54	25,37	27,91	30,16	32,14	33,87	28,88
72ES-301-00	5,30	7,03	9,04	11,12	13,10	14,90	16,49	17,88	19,06	20,08	20,95	10,59
72ES-302-00	82,51	88,49	95,86	103,95	112,19	120,16	127,62	134,44	140,56	146,01	150,82	36,40
64T-302-00	5,43	7,21	9,32	11,51	13,63	15,58	17,32	18,84	20,16	21,30	22,28	15,29
64T-322-00	35,81	39,69	44,46	49,67	54,97	60,07	64,83	69,17	73,06	76,51	79,55	27,09

72ES

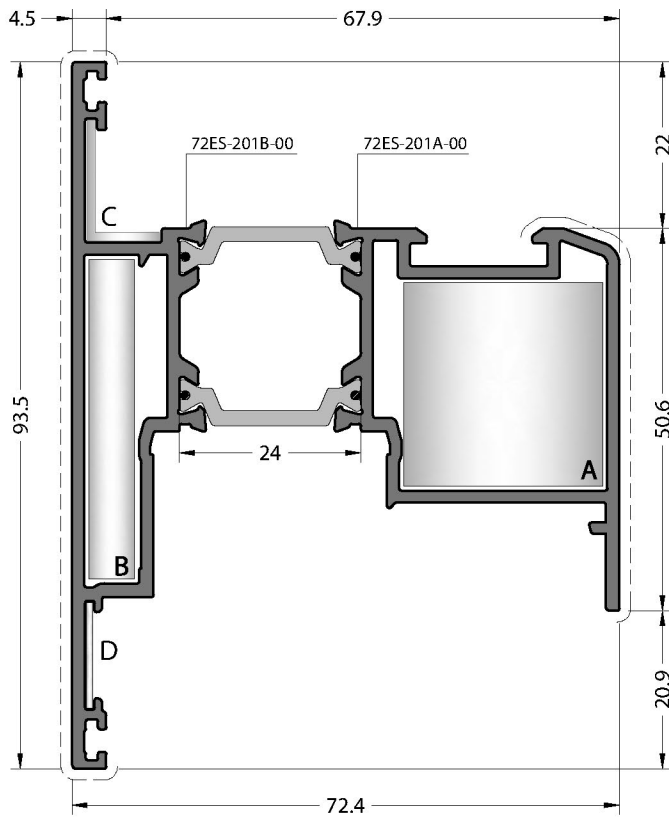
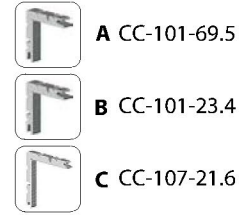
PROFILES / PROFILLER



CODE / KOD
72ES-101-00

THEORETICAL
WEIGHT kg/m
TEORİK AĞIRLIK kg/m
1.981

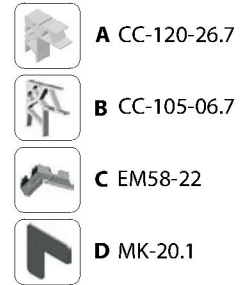
CORNER JOINTS
KÖŞE BAĞLANTILAR

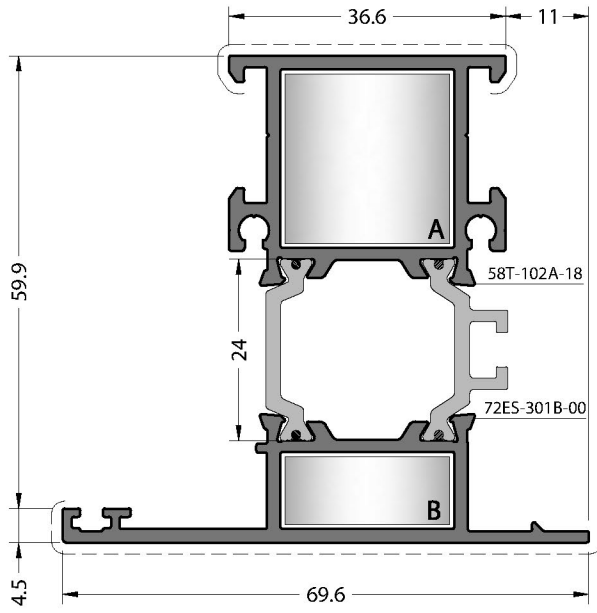


CODE / KOD
72ES-201-00

THEORETICAL
WEIGHT kg/m
TEORİK AĞIRLIK kg/m
1.810

CORNER JOINTS
KÖŞE BAĞLANTILAR





CODE / KOD
72ES-301-00

THEORETICAL WEIGHT kg/m
TEORİK AĞIRLIK kg/m

1.528

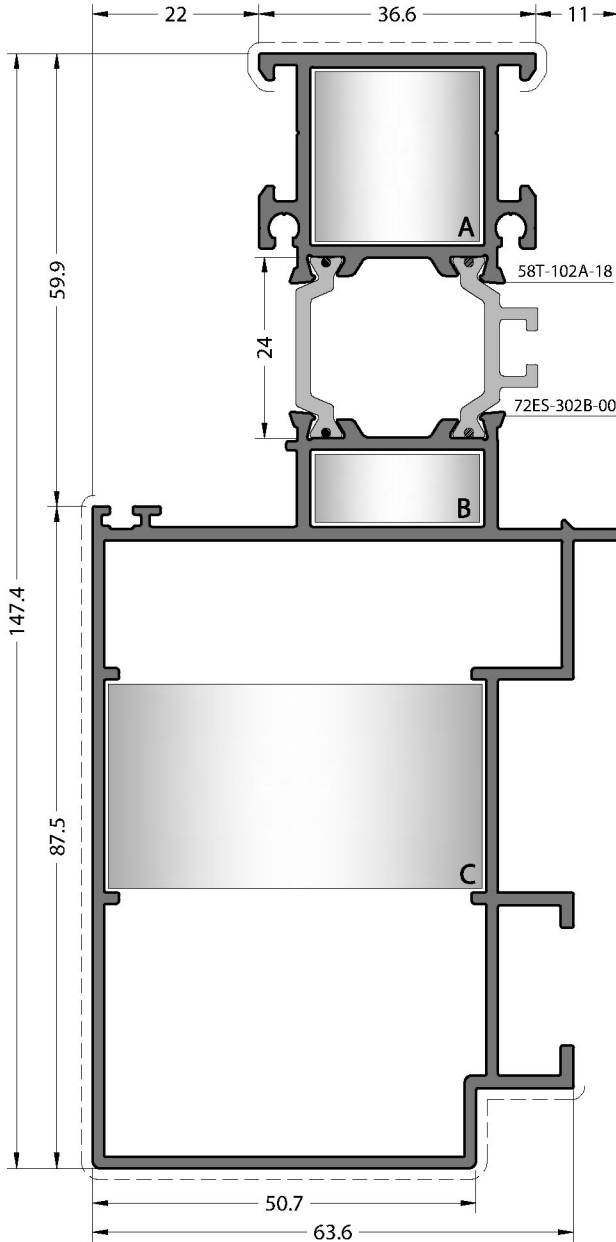
CORNER JOINTS
KÖŞE BAĞLANTILAR



A CC-903-22.5



B CC72-901-22.5



CODE / KOD
72ES-302-00

THEORETICAL WEIGHT kg/m
TEORİK AĞIRLIK kg/m

2.602

CORNER JOINTS
KÖŞE BAĞLANTILAR



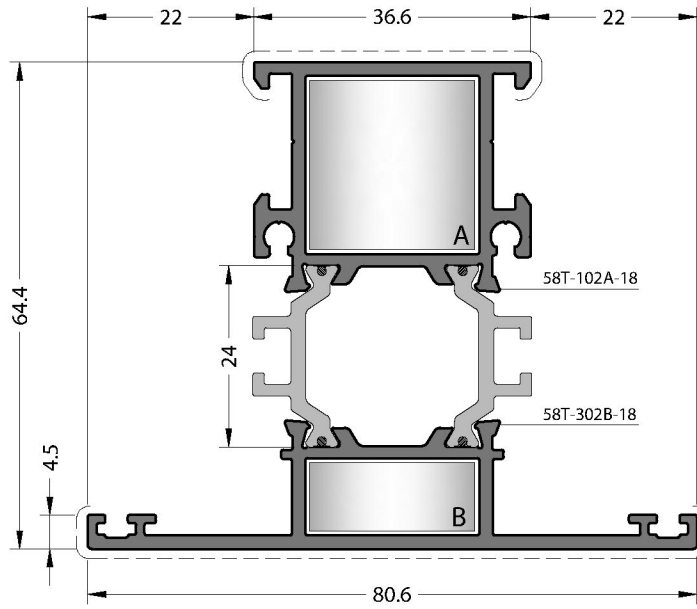
A CC-903-22.5



B CC72-901-22.5



C CC72-902-50.1



CODE / KOD

64T-302-18

THEORETICAL WEIGHT kg/m

TEORİK AĞIRLIK kg/m

1.648

CORNER JOINTS

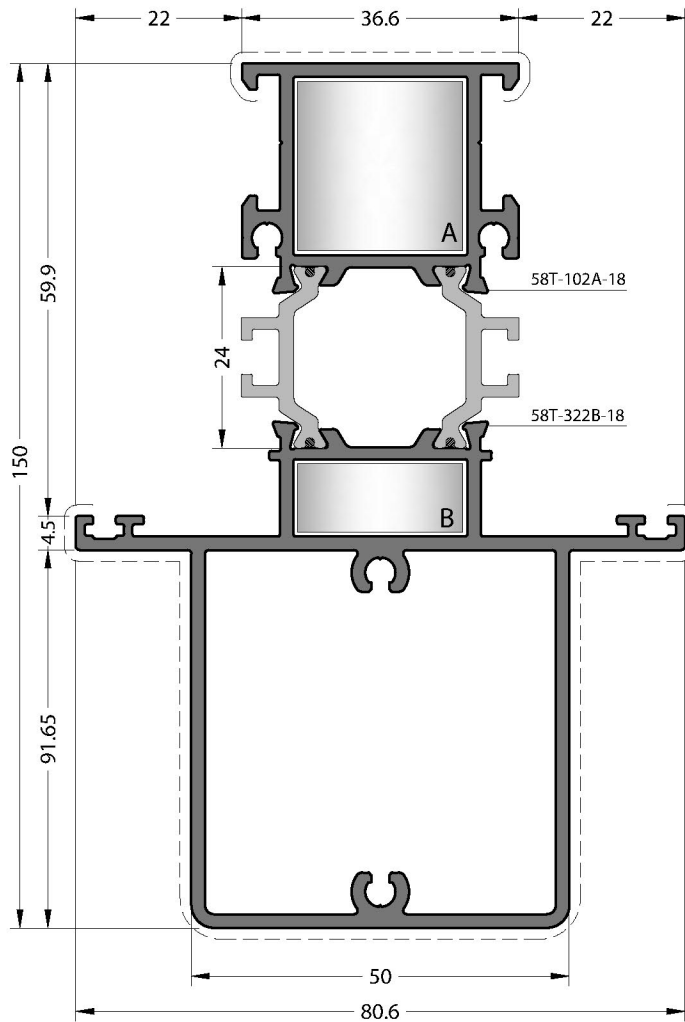
KÖŞE BAĞLANTILAR



A CC-903-22.5



B CC72-901-22.5



CODE / KOD

64T-322-18

THEORETICAL WEIGHT kg/m

TEORİK AĞIRLIK kg/m

2.482

CORNER JOINTS

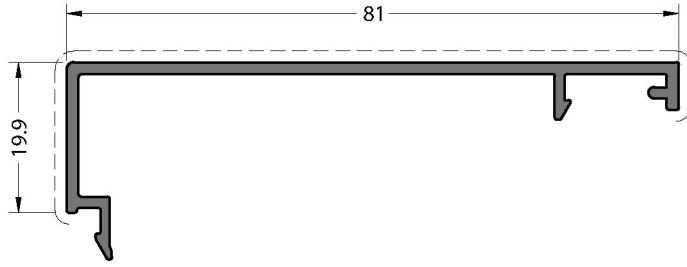
KÖŞE BAĞLANTILAR



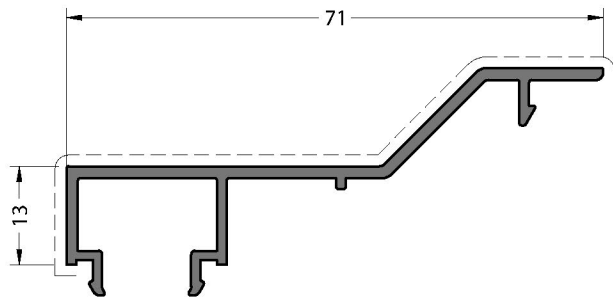
A CC-903-22.5



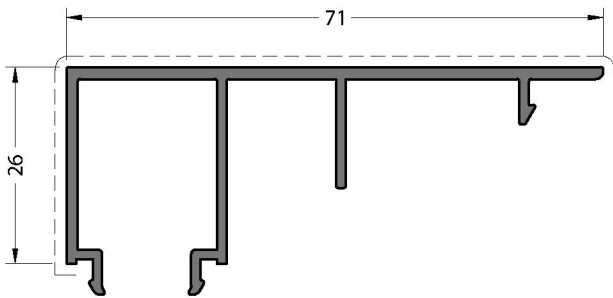
B CC72-901-22.5



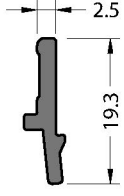
CODE / KOD
72ES-501-00
THEORETICAL WEIGHT kg/m
TEORİK AĞIRLIK kg/m
0.520



CODE / KOD
72ES-401-00
THEORETICAL WEIGHT kg/m
TEORİK AĞIRLIK kg/m
0.497



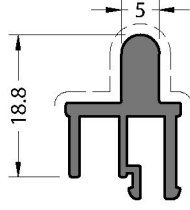
CODE / KOD
72ES-402-00
THEORETICAL WEIGHT kg/m
TEORİK AĞIRLIK kg/m
0.618



No visible surface.
Görünen yüzeyi yoktur.

CODE / KOD
72ES-502-00

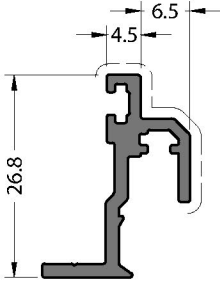
THEORETICAL
WEIGHT kg/m
TEORİK AĞIRLIK kg/m
0.125



20 micron shine anodized
20 mikron parlak eloksal

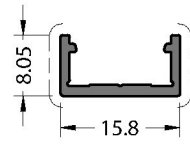
CODE / KOD
72ES-511-00

THEORETICAL
WEIGHT kg/m
TEORİK AĞIRLIK kg/m
0.298



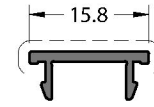
CODE / KOD
72ES-512-00

THEORETICAL
WEIGHT kg/m
TEORİK AĞIRLIK kg/m
0.286



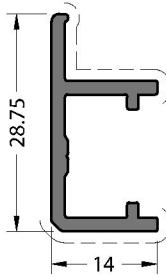
CODE / KOD
72ES-513-00

THEORETICAL
WEIGHT kg/m
TEORİK AĞIRLIK kg/m
0.108



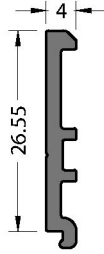
CODE / KOD
72ES-514-00

THEORETICAL
WEIGHT kg/m
TEORİK AĞIRLIK kg/m
0.084



CODE / KOD
72ES-521-00

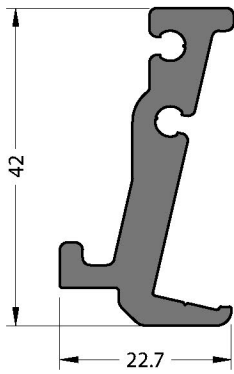
THEORETICAL
WEIGHT kg/m
TEORİK AĞIRLIK kg/m
0.277



No visible surface.
Görünen yüzeyi yoktur.

CODE / KOD
72ES-529-00

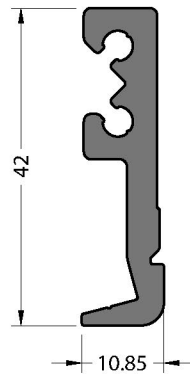
THEORETICAL
WEIGHT kg/m
TEORİK AĞIRLIK kg/m
0.192



No visible surface.
Görünen yüzeyi yoktur.

CODE / KOD
09-903-00

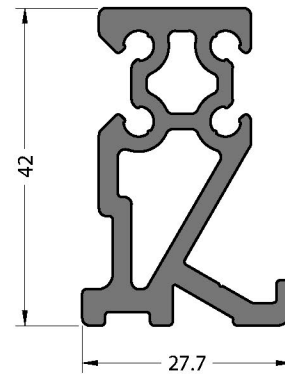
THEORETICAL
WEIGHT kg/m
TEORİK AĞIRLIK kg/m
0.846



No visible surface.
Görünen yüzeyi yoktur.

CODE / KOD
72ES-901-00

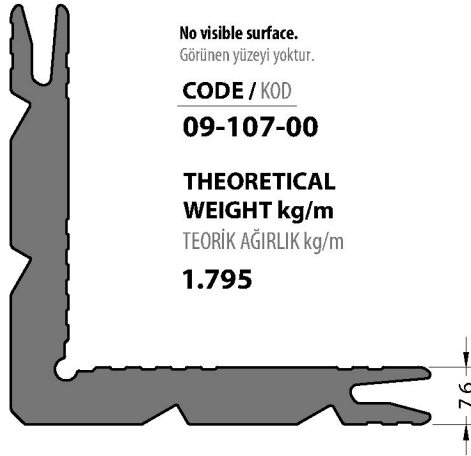
THEORETICAL
WEIGHT kg/m
TEORİK AĞIRLIK kg/m
0.641



No visible surface.
Görünen yüzeyi yoktur.

CODE / KOD
72ES-902-00

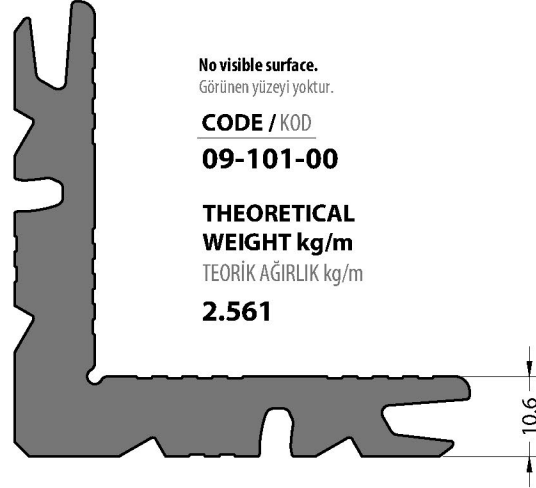
THEORETICAL
WEIGHT kg/m
TEORİK AĞIRLIK kg/m
1.072



No visible surface.
Görünen yüzeyi yoktur.

CODE / KOD
09-107-00

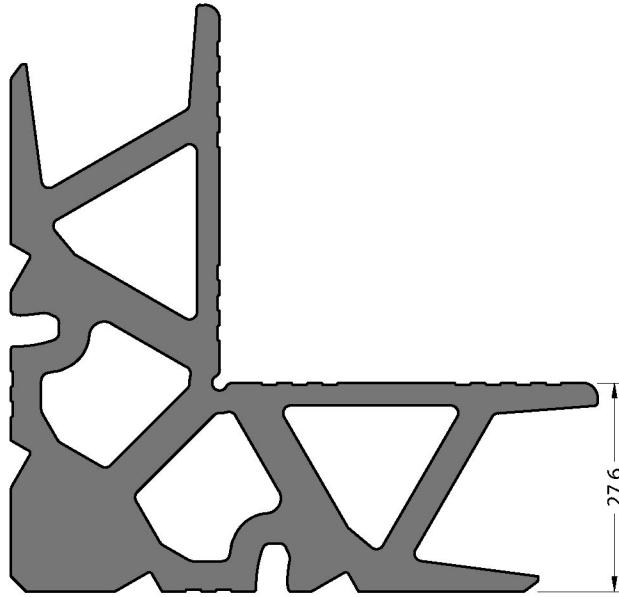
THEORETICAL WEIGHT kg/m
TEORİK AĞIRLIK kg/m
1.795



No visible surface.
Görünen yüzeyi yoktur.

CODE / KOD
09-101-00

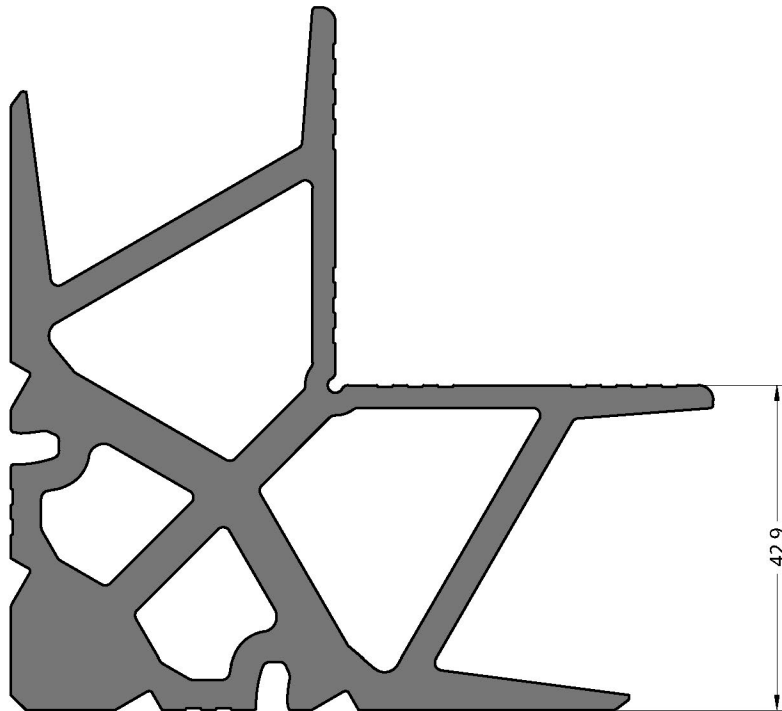
THEORETICAL WEIGHT kg/m
TEORİK AĞIRLIK kg/m
2.561



No visible surface.
Görünen yüzeyi yoktur.

CODE / KOD
09-120-00

THEORETICAL WEIGHT kg/m
TEORİK AĞIRLIK kg/m
4.303



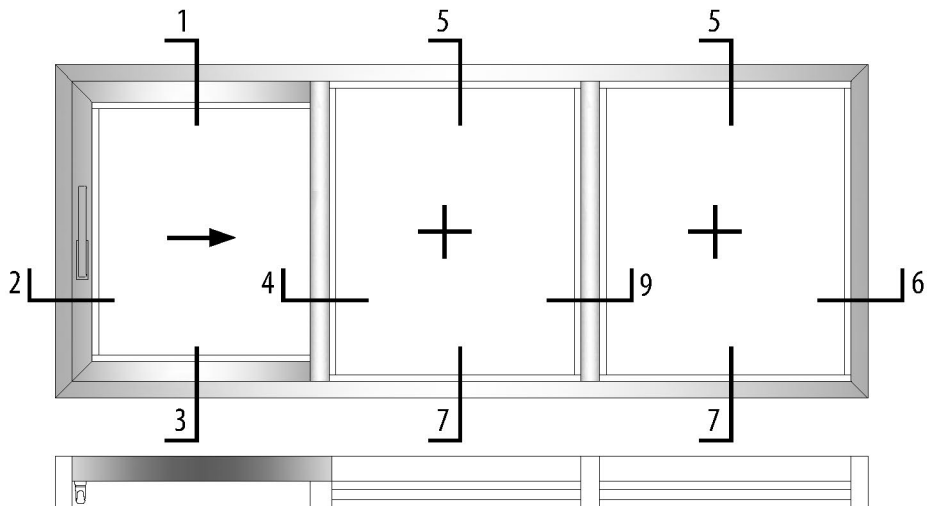
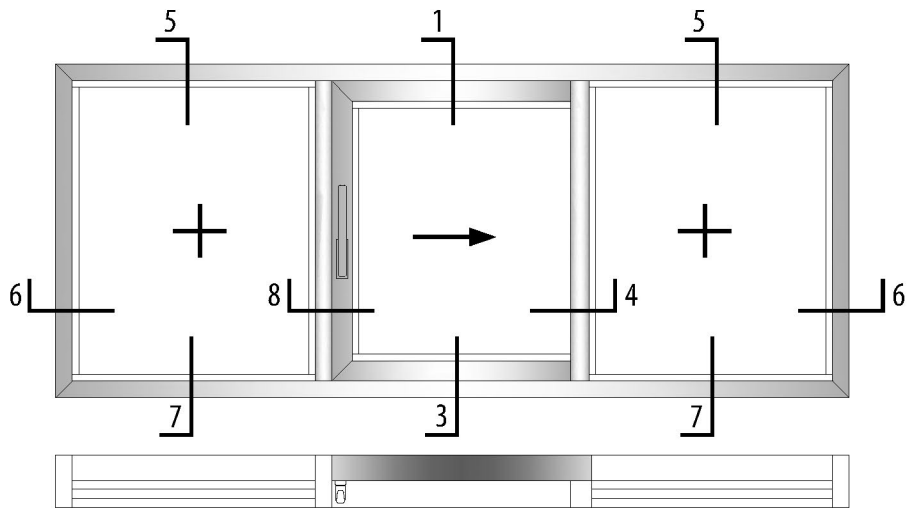
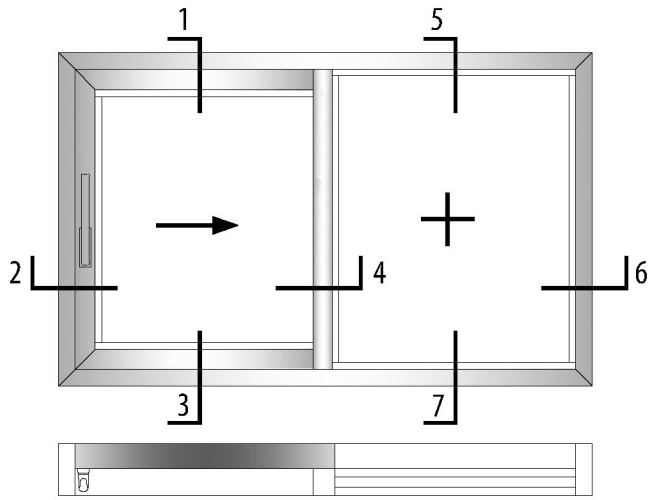
No visible surface.
Görünen yüzeyi yoktur.

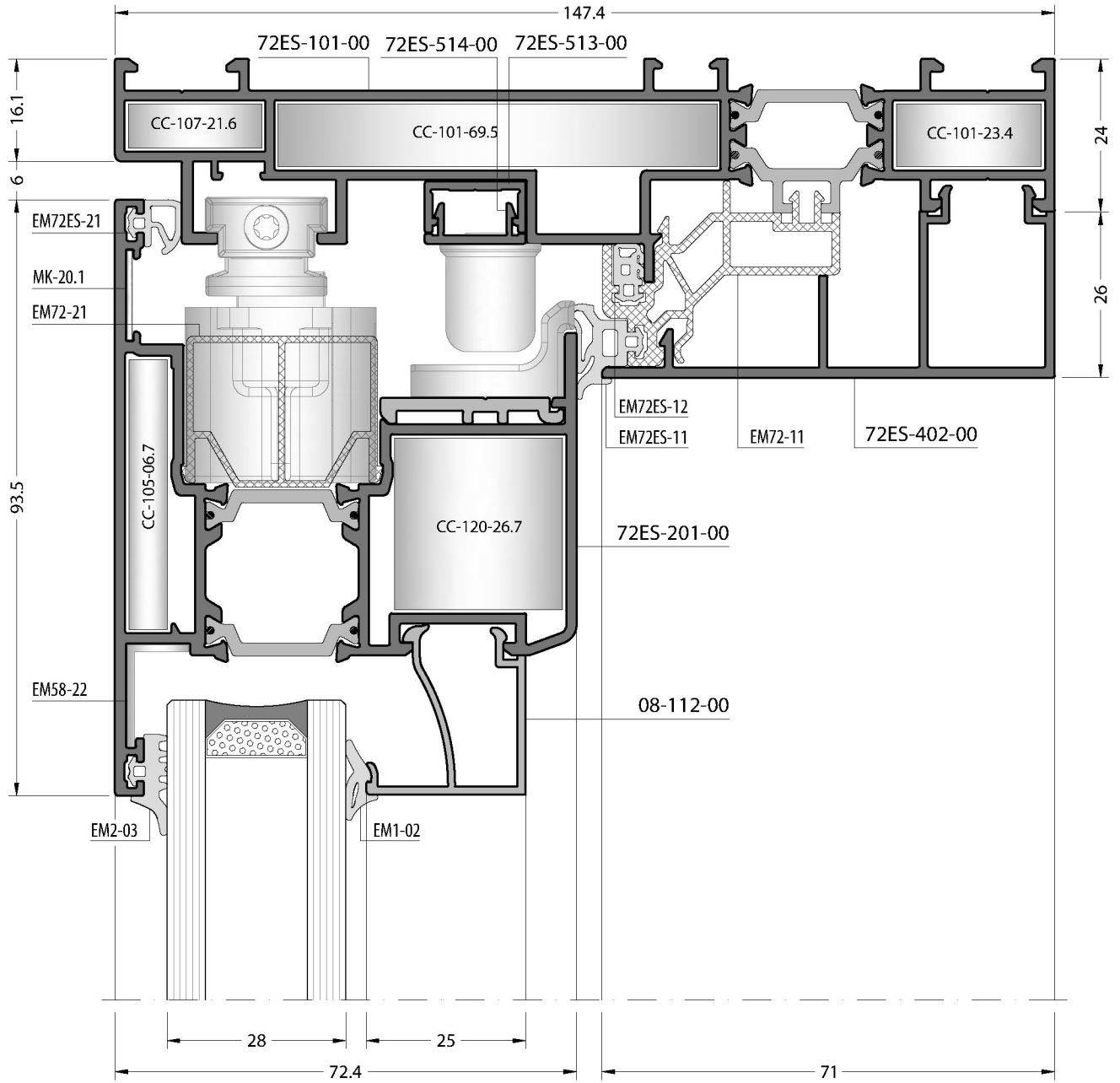
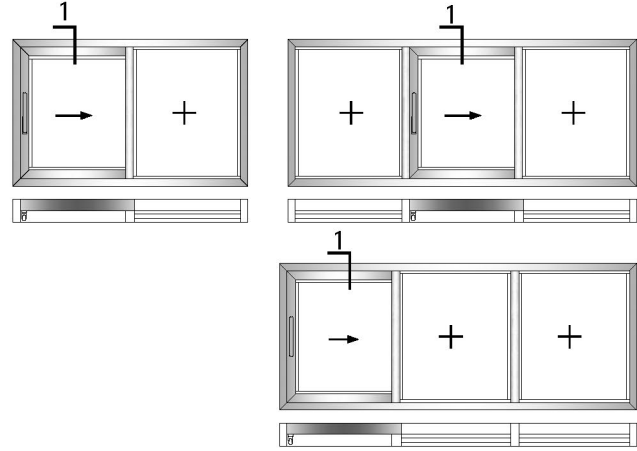
CODE / KOD
09-105-00

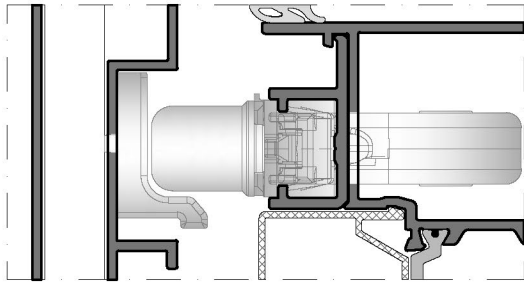
THEORETICAL WEIGHT kg/m
TEORİK AĞIRLIK kg/m
5.453

72ES

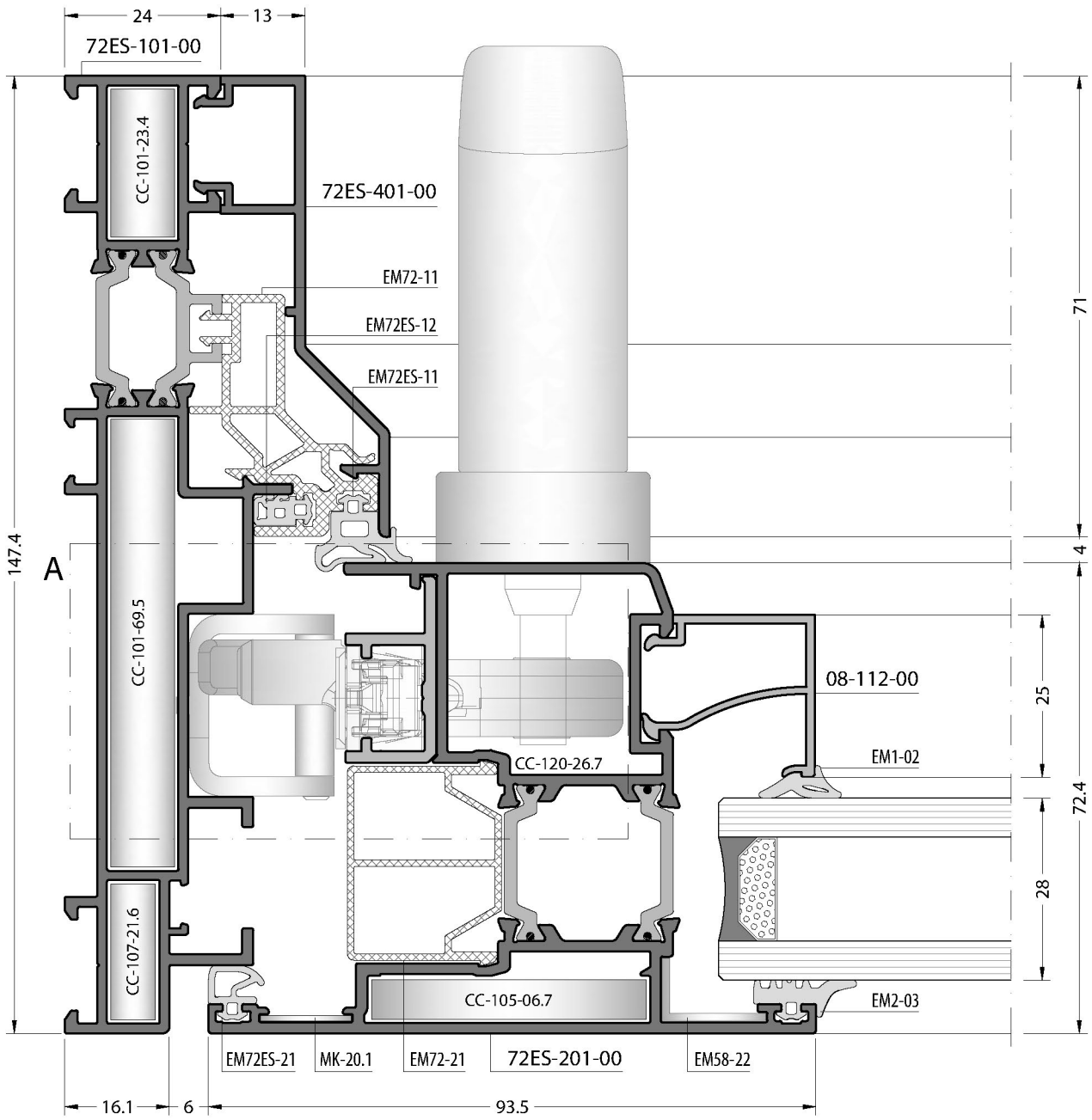
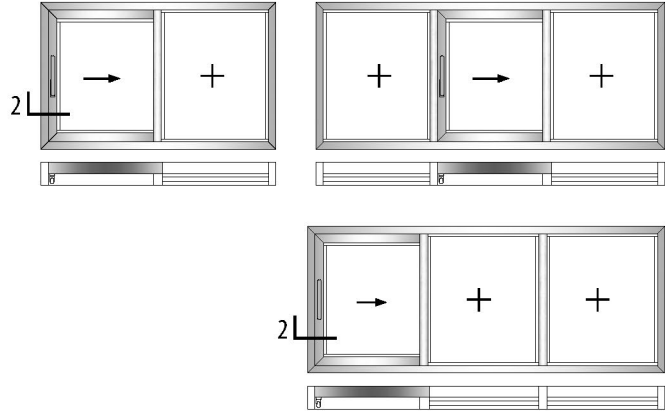
DETAILS / DETAYLAR

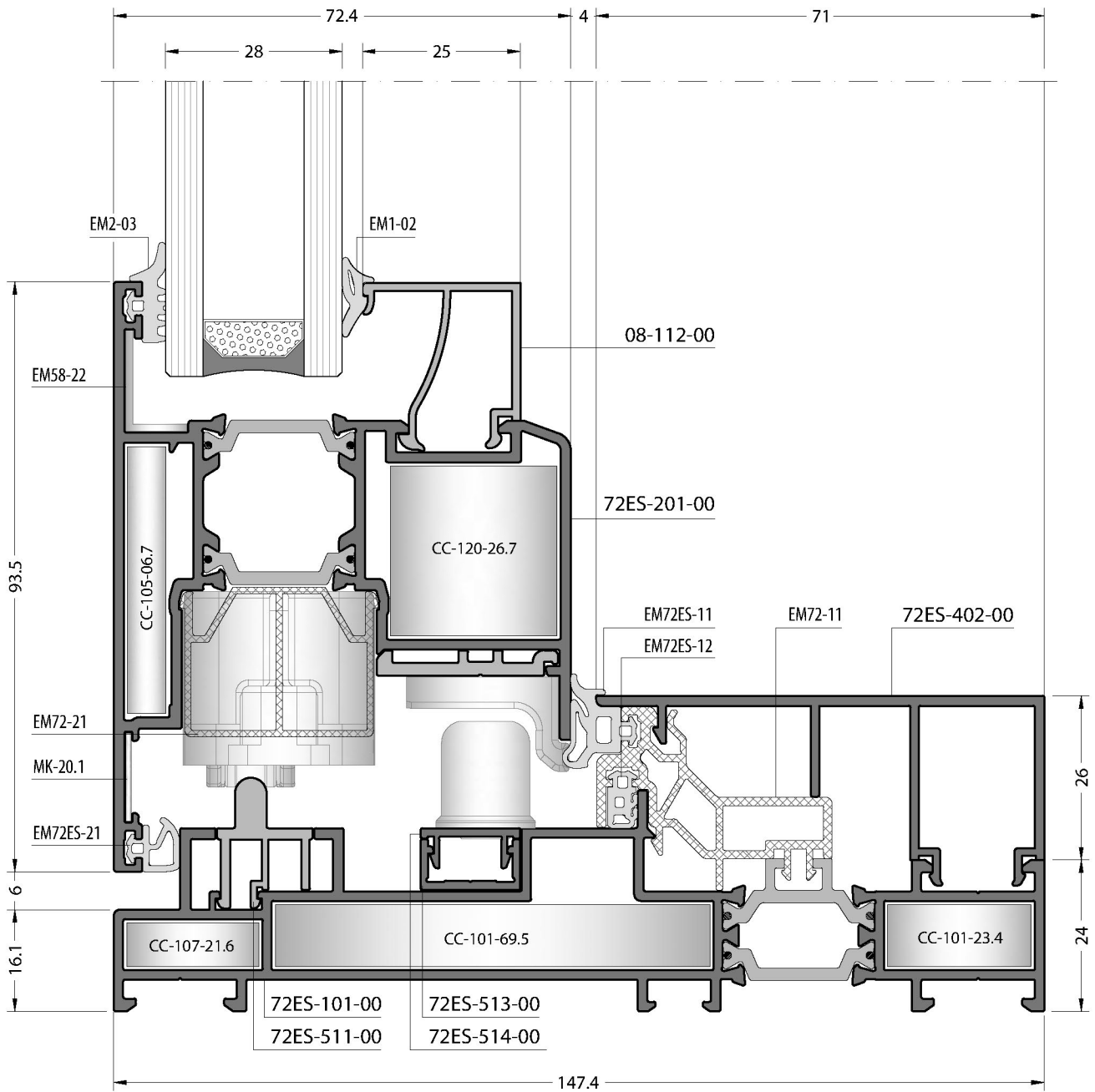
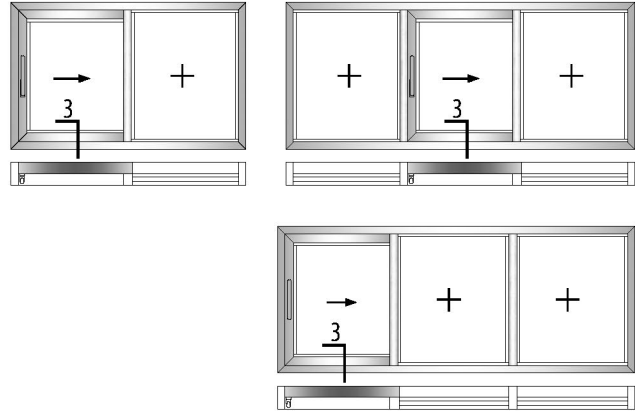


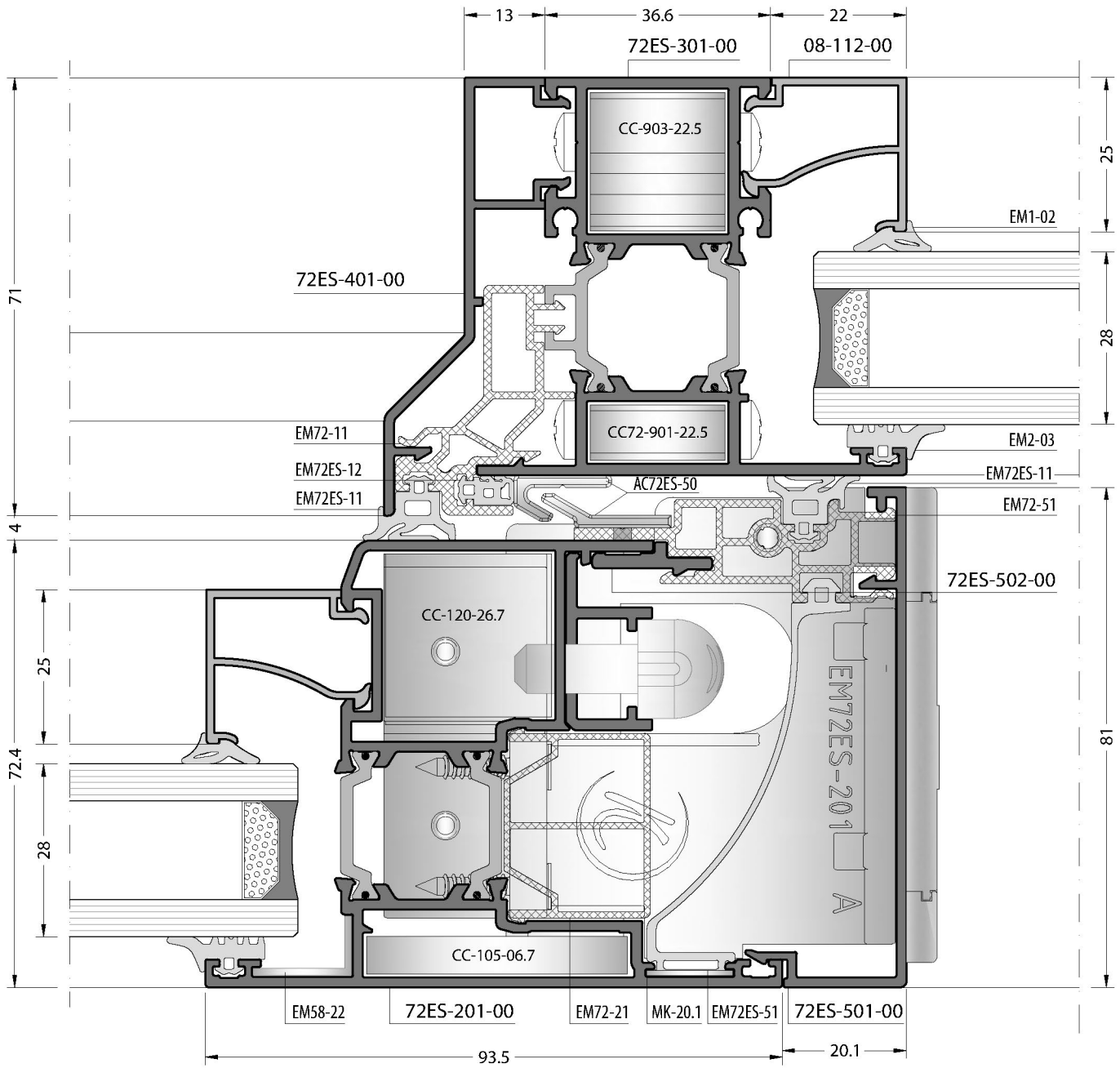
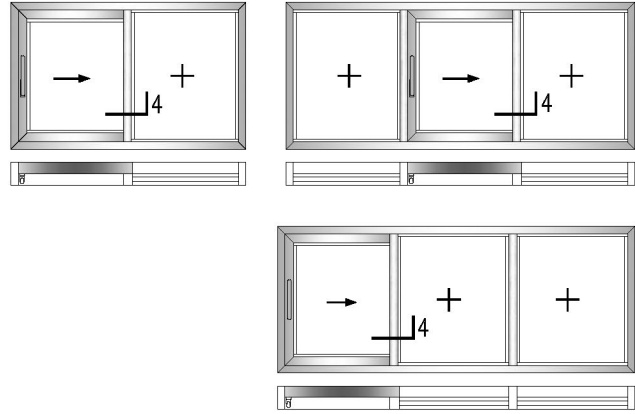


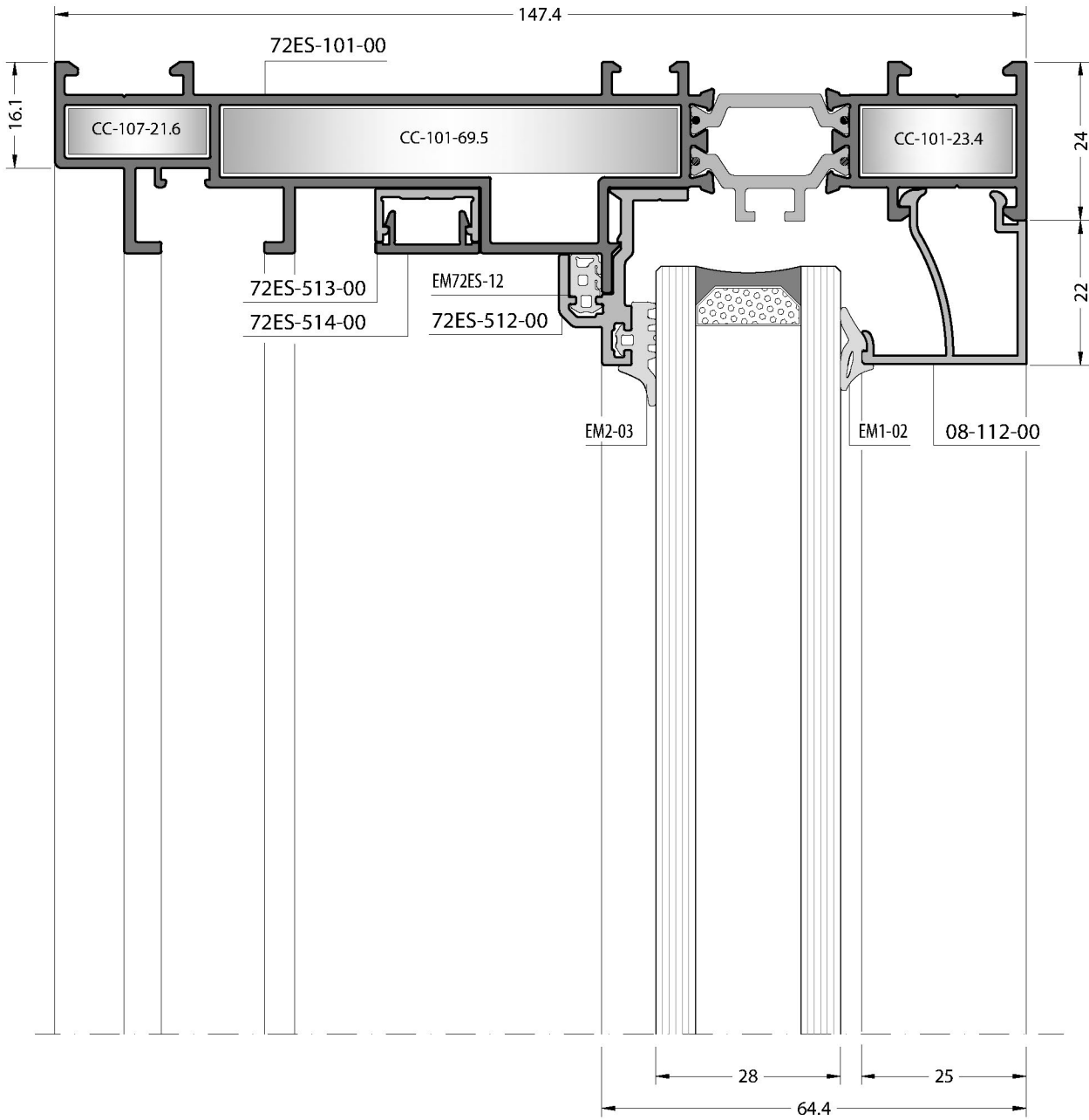
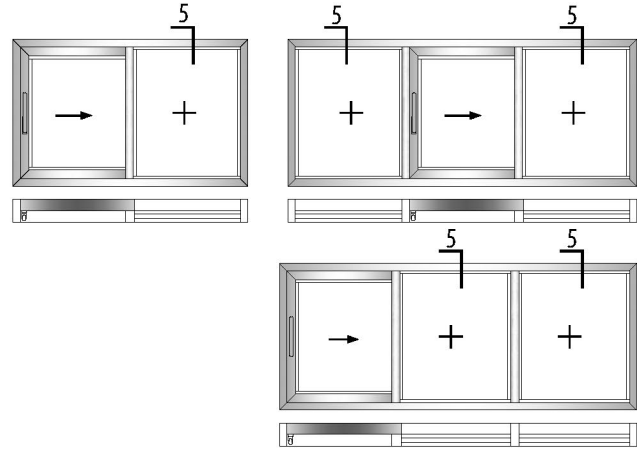


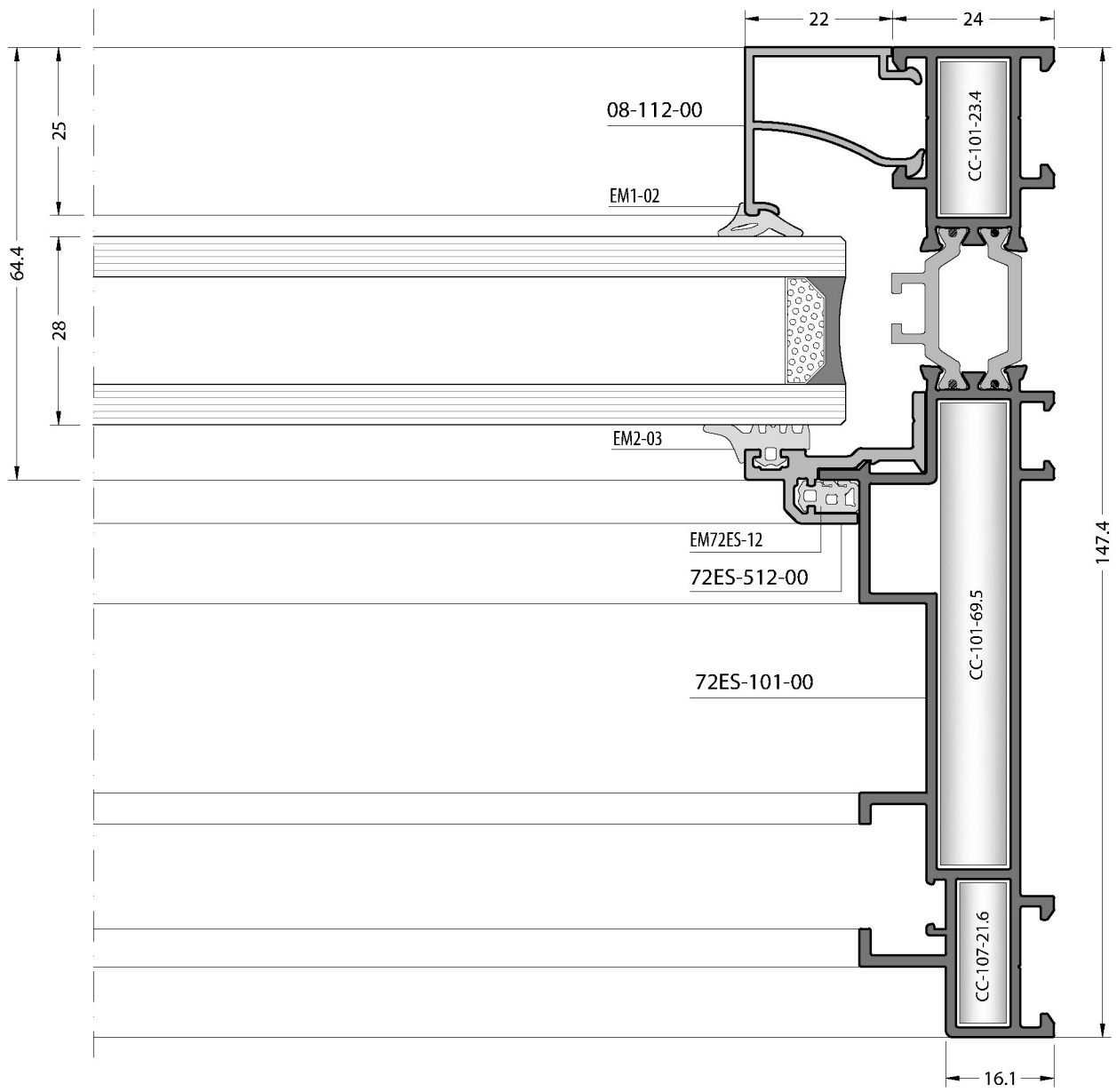
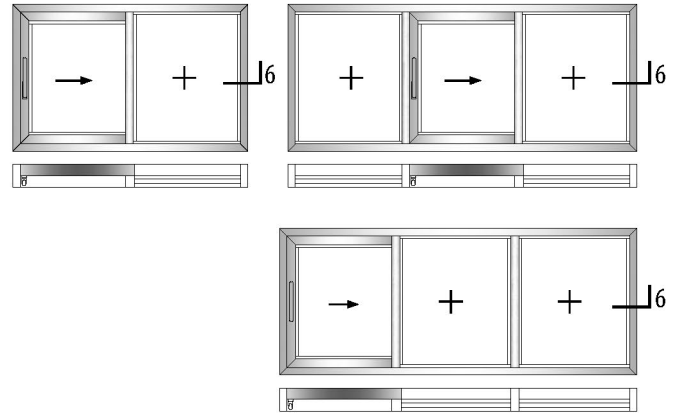
A DETAIL / A DETAYI

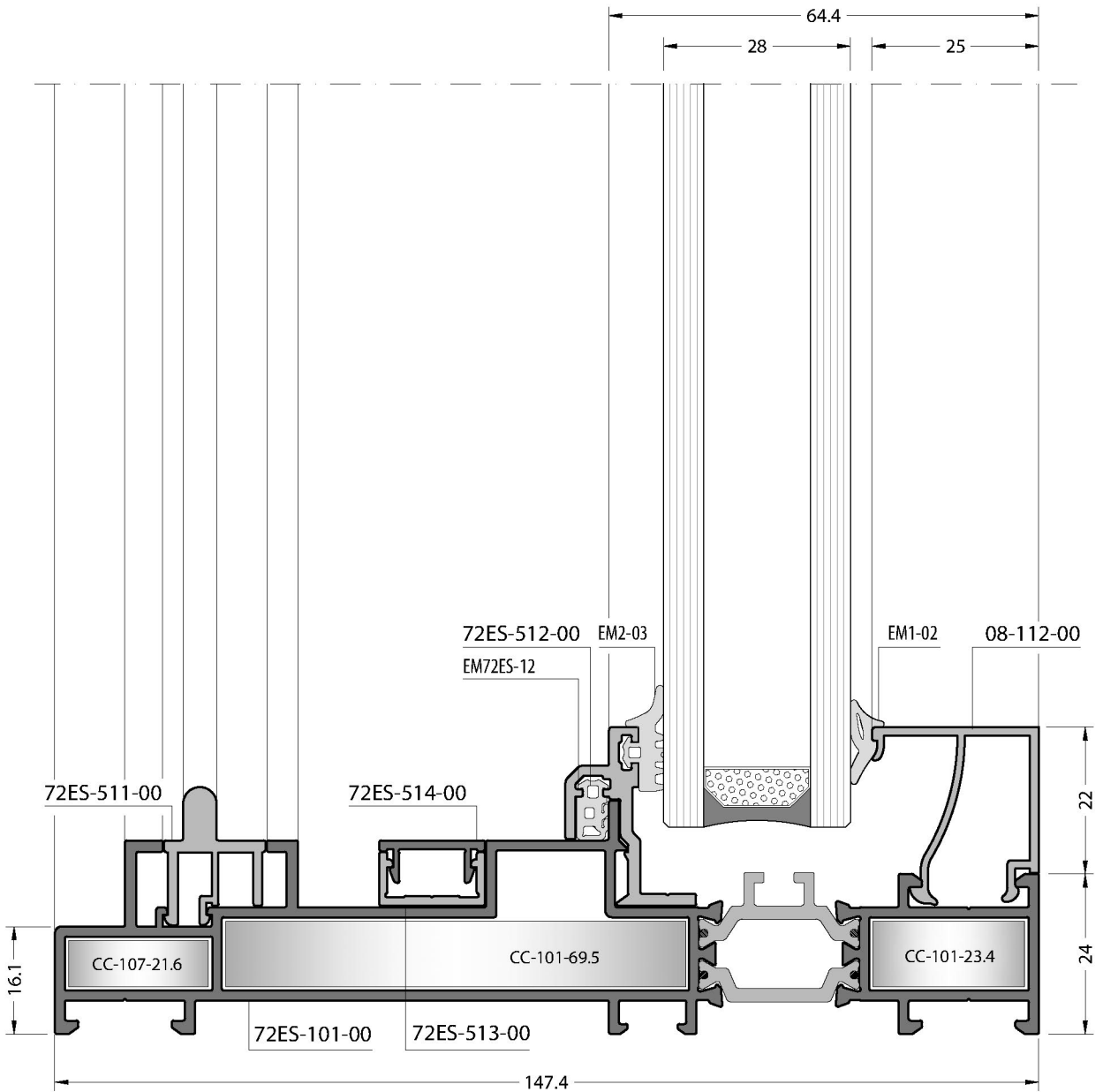
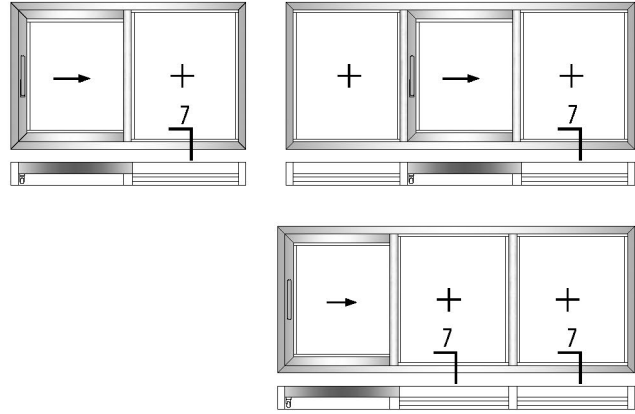


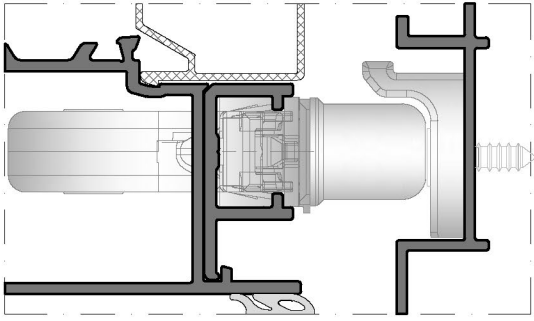




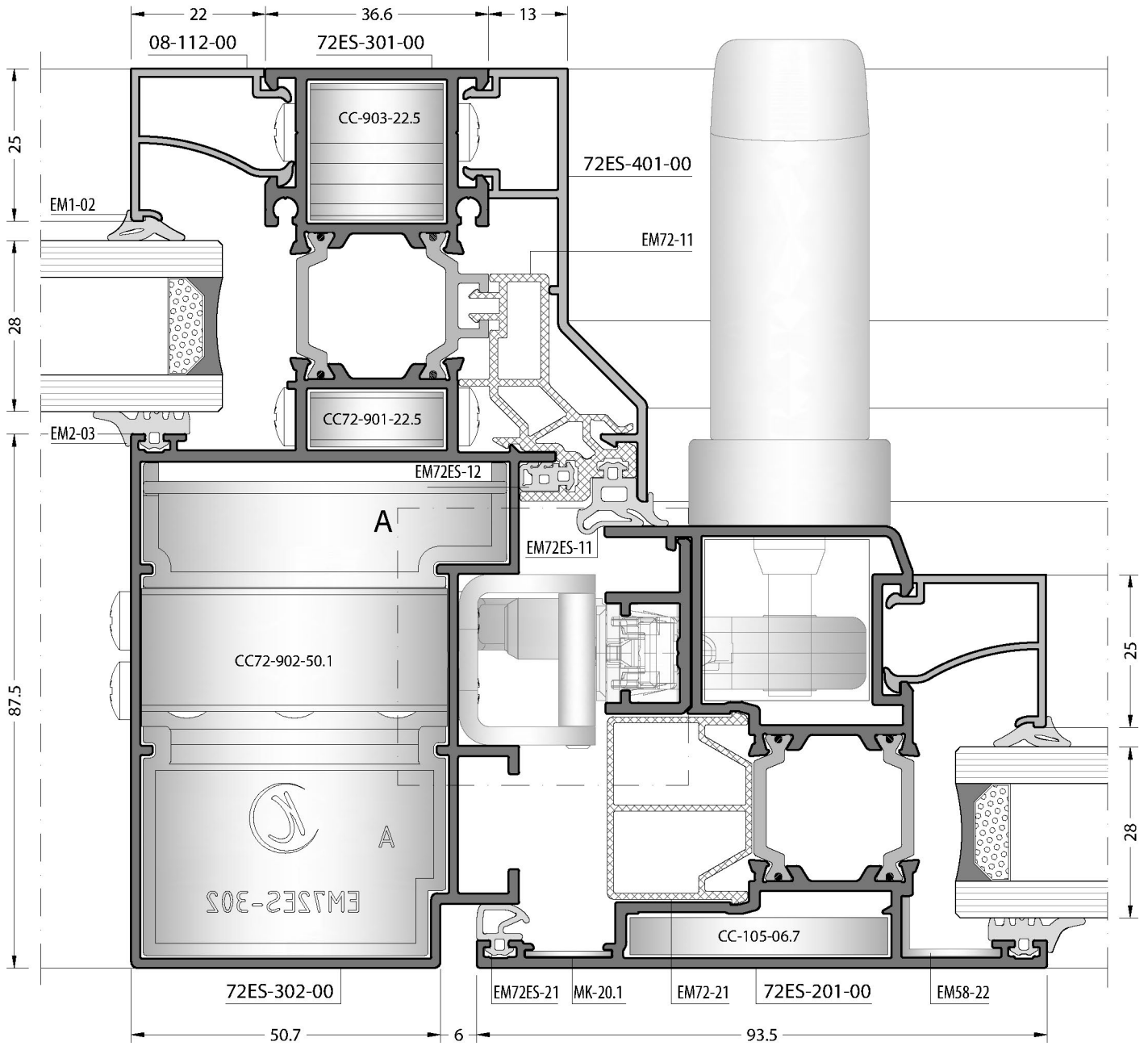
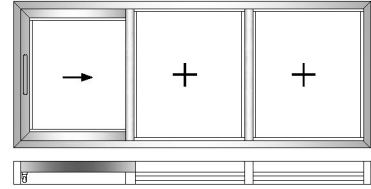
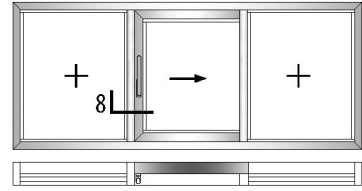
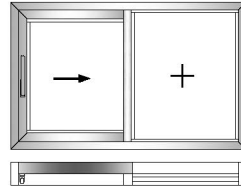


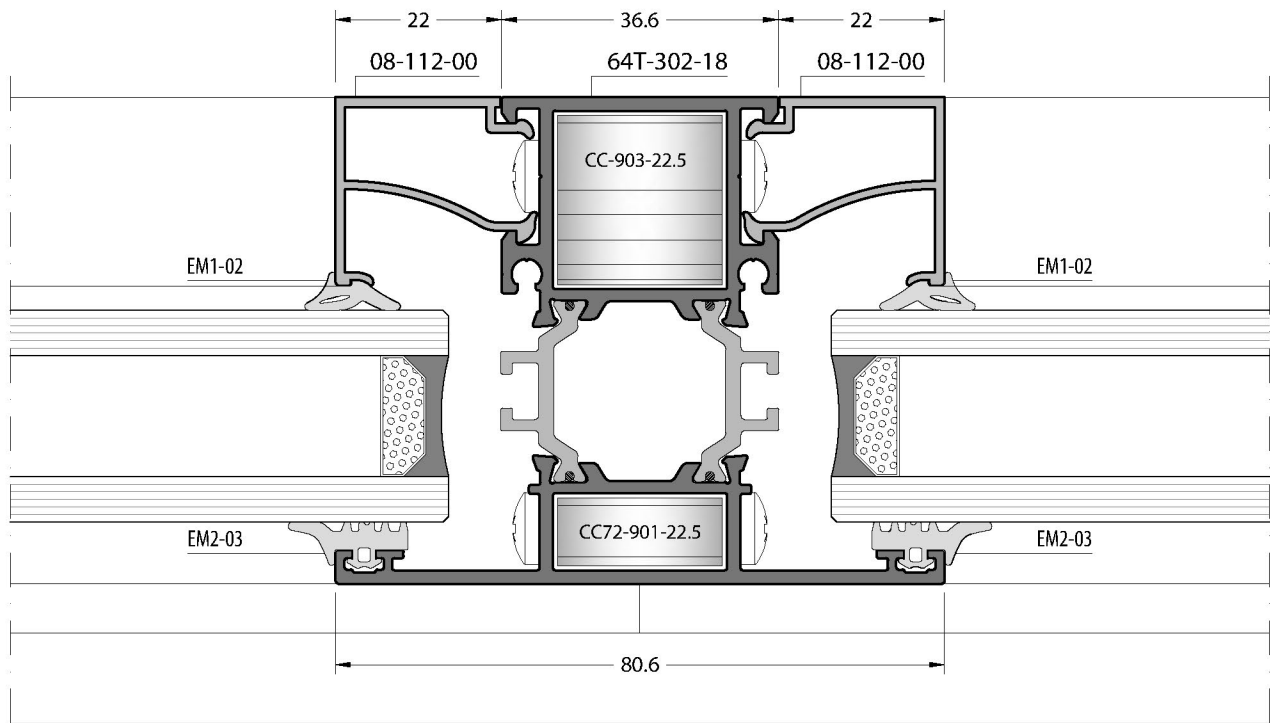
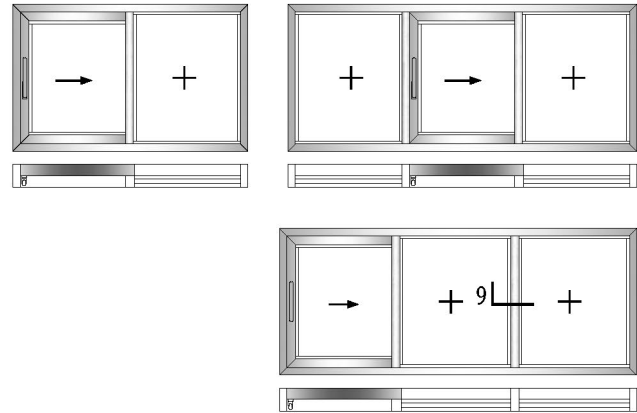


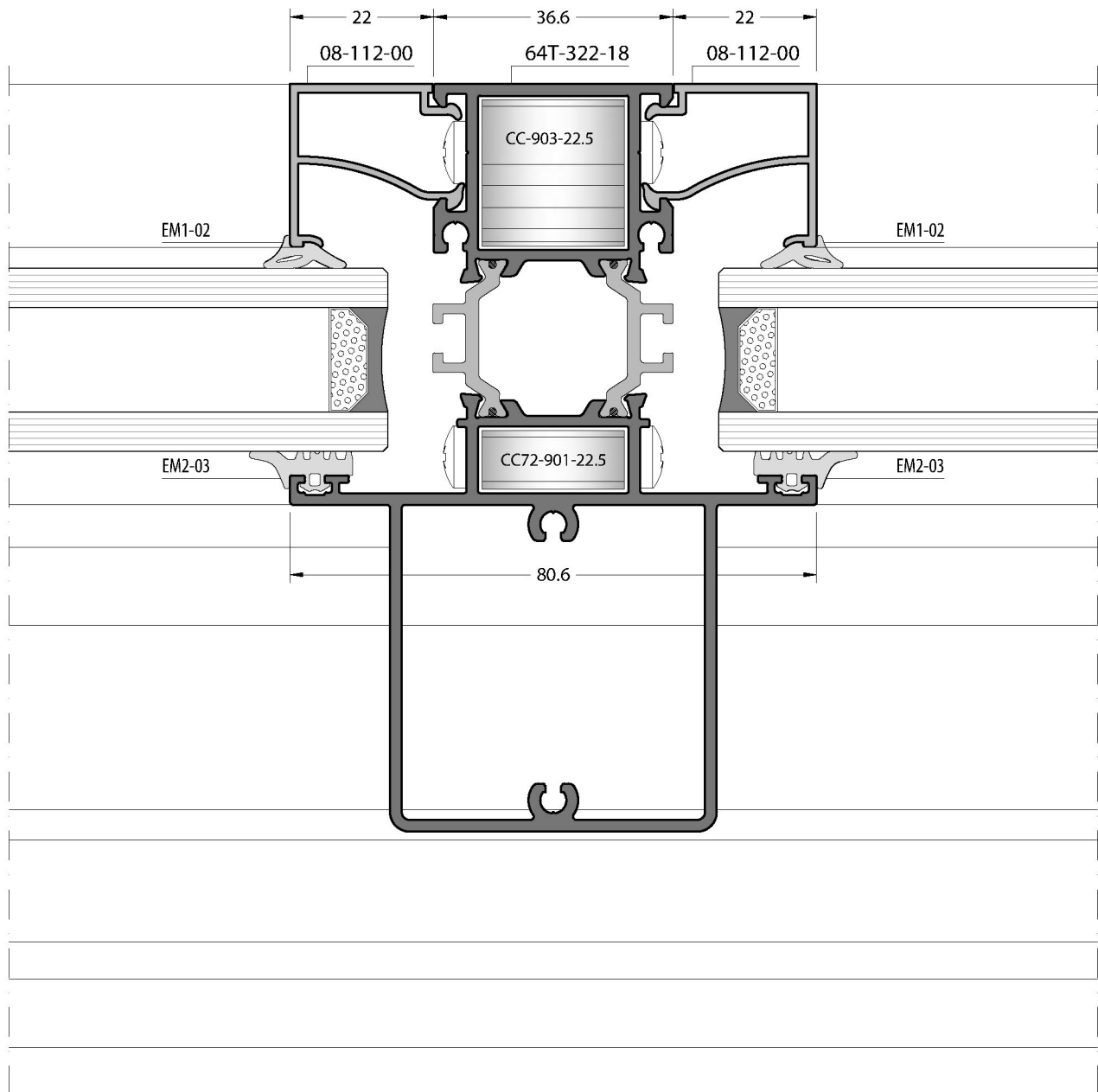
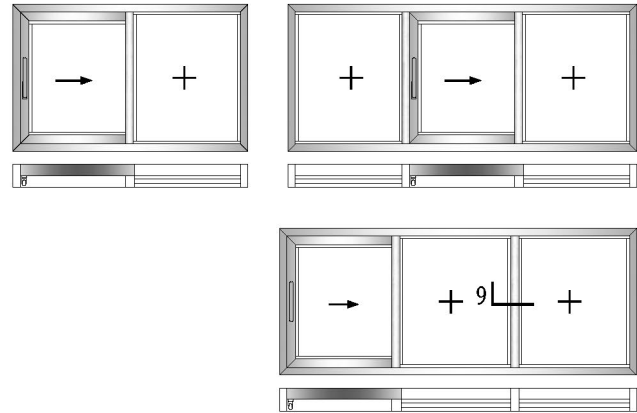




A DETAIL / A DETAYI



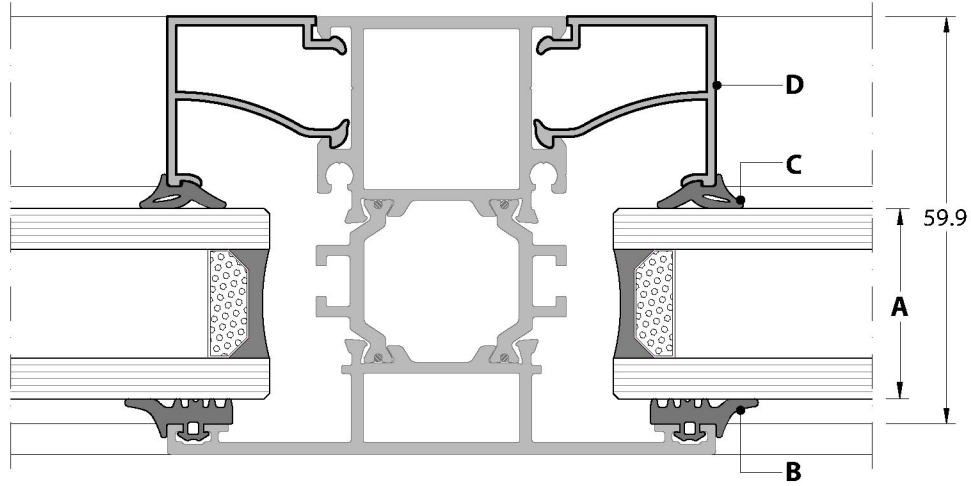




72ES

GLAZING TABLES / CAM TABLOLARI

GLAZING TABLE / CAM TABLOSU

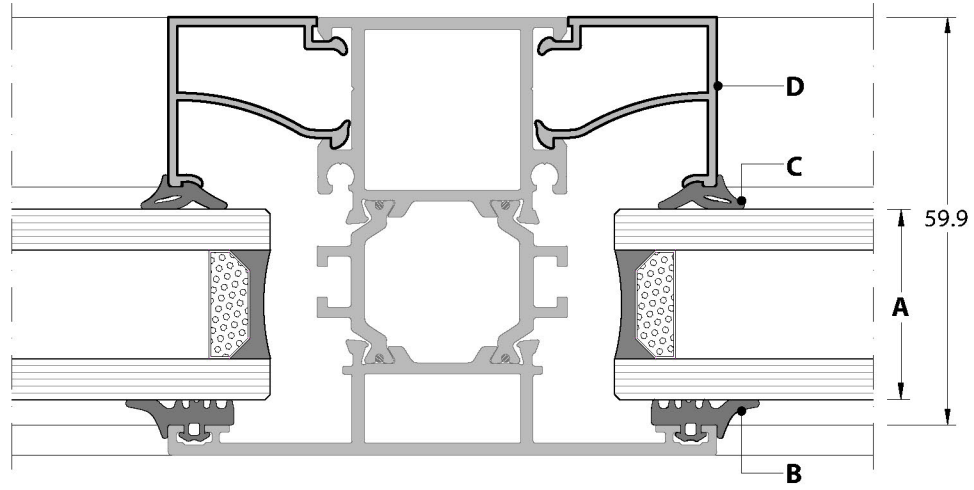


A	B	C	D
GLAZING THICKNESS CAM KALINLIđI	OUTSIDE GLASS GASKET DIř CAM FİTİLİ	INSIDE GLASS GASKET İÇ CAM FİTİLİ	GLAZING BEAD CAM ÇİTASI
17 mm	EM2-03	EM1-05	08-115-00
18 mm	EM2-03	EM1-04	
19 mm	EM2-03	EM1-03	
20 mm	EM2-03	EM1-02	
20 mm	EM2-03	EM1-05	08-117-00
21 mm	EM2-03	EM1-04	
22 mm	EM2-03	EM1-03	
23 mm	EM2-03	EM1-02	
21 mm	EM2-03	EM1-05	08-114-00
22 mm	EM2-03	EM1-04	
23 mm	EM2-03	EM1-03	
24 mm	EM2-03	EM1-02	
22 mm	EM2-03	EM1-05	08-113-00
23 mm	EM2-03	EM1-04	
24 mm	EM2-03	EM1-03	
25 mm	EM2-03	EM1-02	
25 mm	EM2-03	EM1-05	08-112-00
26 mm	EM2-03	EM1-04	
27 mm	EM2-03	EM1-03	
28 mm	EM2-03	EM1-02	

A	B	C	D
GLAZING THICKNESS CAM KALINLIđI	OUTSIDE GLASS GASKET DIř CAM FİTİLİ	INSIDE GLASS GASKET İÇ CAM FİTİLİ	GLAZING BEAD CAM ÇİTASI
28 mm	EM2-03	EM1-05	08-111-00
29 mm	EM2-03	EM1-04	
30 mm	EM2-03	EM1-03	
31 mm	EM2-03	EM1-02	
28 mm	EM2-03	EM1-05	08-110-00
29 mm	EM2-03	EM1-04	
30 mm	EM2-03	EM1-03	
31 mm	EM2-03	EM1-02	
28 mm	EM2-03	EM1-05	08-109-00
29 mm	EM2-03	EM1-04	
30 mm	EM2-03	EM1-03	
31 mm	EM2-03	EM1-02	
31 mm	EM2-03	EM1-05	08-108-00
32 mm	EM2-03	EM1-04	
33 mm	EM2-03	EM1-03	
34 mm	EM2-03	EM1-02	
33 mm	EM2-03	EM1-05	08-107-00
34 mm	EM2-03	EM1-04	
35 mm	EM2-03	EM1-03	
36 mm	EM2-03	EM1-02	

* For special glass combination please contact with us. / Özel cam kombinasyonları için lütfen irtibata geçiniz.

GLAZING TABLE / CAM TABLOSU




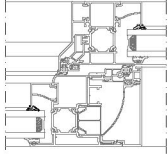

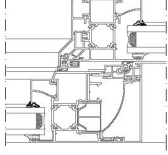

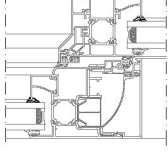

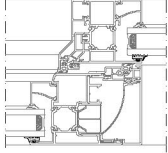

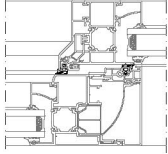

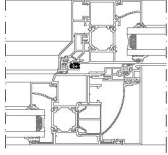

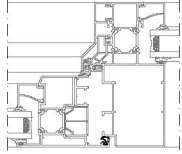
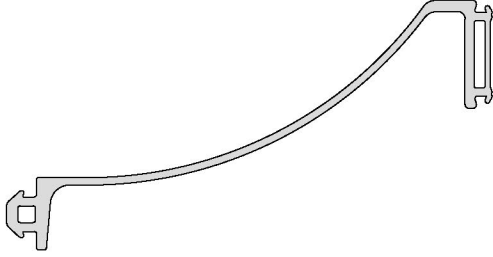
A	B	C	D
GLAZING THICKNESS CAM KALINLIĞI	OUTSIDE GLASS GASKET DIŞ CAM FİTİLİ	INSIDE GLASS GASKET İÇ CAM FİTİLİ	GLAZING BEAD CAM ÇİTASI
36 mm	EM2-03	EM1-05	08-105-00
37 mm	EM2-03	EM1-04	
38 mm	EM2-03	EM1-03	
39 mm	EM2-03	EM1-02	
37 mm	EM2-03	EM1-05	08-104-00
38 mm	EM2-03	EM1-04	
39 mm	EM2-03	EM1-03	
40 mm	EM2-03	EM1-02	

* For special glass combination please contact with us. / Özel cam kombinasyonları için lütfen irtibata geçiniz.

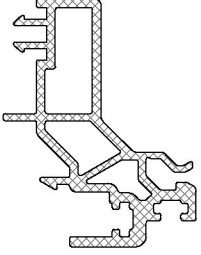
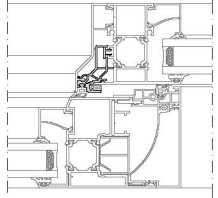
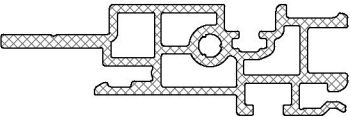
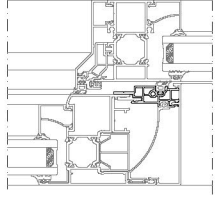
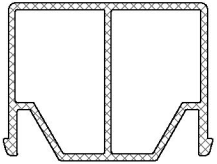
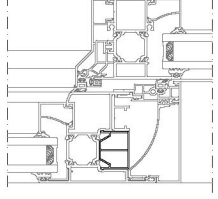
72ES

ACCESSORIES / AKSESUARLAR

GASKETS / FİTİLLER

CODE / KOD	DRAWING / ÇİZİM	APPLICATION UYGULAMA	DESCRIPTION AÇIKLAMA	MATERIAL MALZEME	IN ONE PACKAGE PAKET MİKTARI
EM1-02			GLAZING GASKET INSIDE İÇ CAM FİTİLİ	EPDM	375 m
EM1-03			GLAZING GASKET INSIDE İÇ CAM FİTİLİ	EPDM	300 m
EM1-04			GLAZING GASKET INSIDE İÇ CAM FİTİLİ	EPDM	230 m
EM2-03			GLAZING GASKET OUTSIDE DIŞ CAM FİTİLİ	EPDM	215 m
EM72ES-11			CAPED GASKET KAPAK FİTİLİ	EPDM	200 m
EM72ES-12			FRAME GASKET KASA FİTİLİ	EPDM	375 m
EM72ES-21			SASH GASKET KANAT FİTİLİ	EPDM	350 m
EM72ES-51			CLAMPING GASKET KENET FİTİLİ	EPDM	75 m


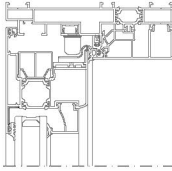

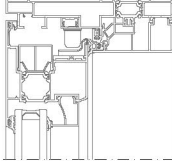
PVC ADAPTER / PVC ADAPTÖR

CODE / KOD	DRAWING / ÇİZİM	APPLICATION UYGULAMA	DESCRIPTION AÇIKLAMA	MATERIAL MALZEME	IN ONE PACKAGE PAKET MİKTARI
EM72-11			PVC PROFILE PVC PROFİL	PVC	6 METERS METRE
EM72-51			PVC PROFILE PVC PROFİL	PVC	6 METERS METRE
EM72-21			PVC PROFILE PVC PROFİL	PVC	6 METERS METRE


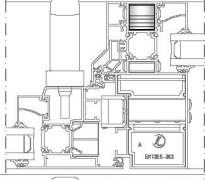

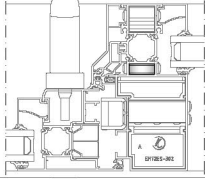

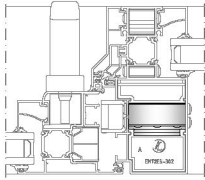
CUTTED CORNER JOINTS / KESİLMİŞ KÖŞE TAKOZLAR

PACKAGE CODE PAKET KODU	DRAWING / ÇİZİM	APPLICATION UYGULAMA	PROFILE CODE PROFİL KOD	CUTTING SIZE KESİM ÖLÇÜSÜ	APPLICATION PROFILES ÇALIŞTIĞI PROFİLLER
CC-101-23.4			09-101-00	23.4 mm	72ES-101-00
CC-101-69.5			09-101-00	69.5 mm	72ES-101-00
CC-105-06.7			09-105-00	06.7 mm	72ES-201-00
CC-107-21.6			09-107-00	21.6 mm	72ES-101-00
CC-120-26.7			09-120-00	26.7 mm	72ES-201-00






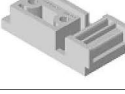








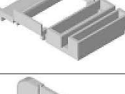



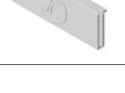
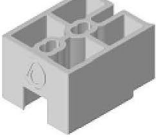
CORNER ACCESSORIES / KÖŞE BAĞLANTILAR

PACKAGE CODE PAKET KODU	DRAWING / ÇİZİM	APPLICATION UYGULAMA	APPLICATION PROFILES ÇALIŞTIĞI PROFİLLER	DESCRIPTION AÇIKLAMA	MATERIAL MALZEME
EM58-22			72ES-201-00	CORNER JOINT KÖŞE BAĞLANTI	PVC
MK-20.1			72ES-201-00	CORNER JOINT KÖŞE BAĞLANTI	METAL


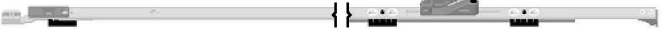

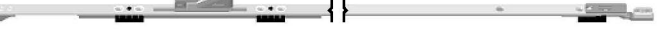


T JUNCTION / ÇEKTİRME BAĞLANTI

PACKAGE CODE PAKET KODU	DRAWING / ÇİZİM	APPLICATION UYGULAMA	PROFILE CODE PROFİL KOD	CUTTING SIZE KESİM ÖLÇÜSÜ	APPLICATION PROFILES ÇALIŞTIĞI PROFİLLER
CC-903-22.5			09-903-00	22.5 mm	72ES-301-00 72ES-302-00 64T-302-18 64T-322-18
CC72-901-22.5			72ES-901-00	22.5 mm	72ES-301-00 72ES-302-00 64T-302-18 64T-322-18
CC72-902-50.1			72ES-902-00	50.1 mm	72ES-302-00





















ACCESSORIES / AKSESUARLAR

PACKAGE CODE PAKET KOD	VIEW RESİM	DESCRIPTION AÇIKLAMA	PIECE CODE PARÇA KOD	VIEW RESİM	DESCRIPTION AÇIKLAMA	IN ONE PACKAGE PAKET MİKTARI
EM72ES-101L		WEATHER STRIP SETY (LEFT) HAVA KESİCİ TAKIMI (SOL)	EM72ES-101L A		Weather Strip Left (Top) Hava Kesici Sol (Üst)	1
			EM72ES-101L B		Weather Strip Left (Bottom) Hava Kesici Sol (Alt)	1
EM72ES-101R		WEATHER STRIP SETY (RIGHT) HAVA KESİCİ TAKIMI (SAĞ)	EM72ES-101R A		Weather Strip Right (Top) Hava Kesici Sağ (Üst)	1
			EM72ES-101R B		Weather Strip Right (Bottom) Hava Kesici Sağ (Alt)	1
EM72ES-102		INSULATION PLASTIC İZOLASYON PLASTİĞİ	EM72ES-102 A		Insulation Plastic (Top) İzolasyon Plastiği (Üst)	1
			EM72ES-102 B		Insulation Plastic (Bottom) İzolasyon Plastiği (Alt)	1
EM72ES-201		CLAMPING MAIN PLASTIC KENET GÖVDE PLASTİĞİ	EM72ES-201 A		Clamping Main Plastic (Bottom) Kenet Gövde Plastiği (Alt)	1
			EM72ES-201 B		Clamping Main Plastic (Top) Kenet Gövde Plastiği (Üst)	1
EM72ES-302		CONNECTION PLASTIC BAĞLANTI PLASTİĞİ	EM72ES-302 A		Connection Plastic (Bottom) Bağlantı Plastiği (Alt)	1
			EM72ES-302 B		Connection Plastic (Top) Bağlantı Plastiği (Üst)	1
EM72ES-501		CLAMPING ACCESSORIES SET KENET AKSESUAR TAKIMI	EM72ES-501 A		Clamping Cap (Bottom) Kenet Kapağı (Alt)	1
			EM72ES-501 B		Clamping Cap (Top) Kenet Kapağı (Üst)	1
			EM72ES-501 K		Caped (Top & Bottom) Kapak (Üst & Alt)	2
EM72ES-701		SOFT CLOSE AND PULLEY PVC RULMAN VE SOFT CLOSE PLASTİĞİ				

ESPAGNOLETTE / İSPANYOLET

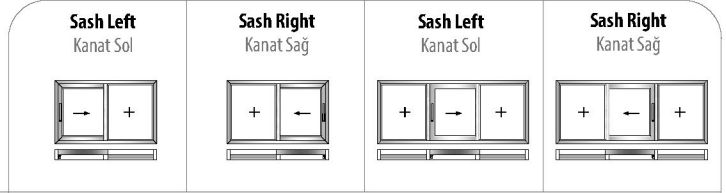
CODE / KOD	VIEW / RESİM	DESCRIPTION AÇIKLAMA	QUANTITY MIKTAR
AC72ES-20-1000		ESPAGNOLETTE (LEFT) İSPANYOLET (SOL) (1000)	1 Pieces / Adet
AC72ES-21-1000		ESPAGNOLETTE EXTENSION (LEFT) İSPANYOLET UZATMA (SOL) (1000)	1 Pieces / Adet
AC72ES-22-1200		ESPAGNOLETTE EXTENSION (LEFT) İSPANYOLET UZATMA (SOL) (1200)	1 Pieces / Adet
AC72ES-30-1000		ESPAGNOLETTE (RIGHT) İSPANYOLET (SAĞ) (1000)	1 Pieces / Adet
AC72ES-31-1000		ESPAGNOLETTE EXTENSION (RIGHT) İSPANYOLET UZATMA (SAĞ) (1000)	1 Pieces / Adet
AC72ES-32-1200		ESPAGNOLETTE EXTENSION (RIGHT) İSPANYOLET UZATMA (SAĞ) (1200)	1 Pieces / Adet

ACCESSORIES / AKSESUARLAR

CODE / KOD	VIEW RESİM	DESCRIPTION AÇIKLAMA	QUANTITY MIKTAR	CODE / KOD	VIEW RESİM	DESCRIPTION AÇIKLAMA	QUANTITY MIKTAR
AC72ES-01		PULLEY RULMAN	1 Pieces / Adet	AC72ES-62		PIN STRIKER PİM KARŞILIĞI	1 Pieces / Adet
AC72ES-11		GUIDE KILAVUZ	1 Pieces / Adet	AC72ES-63		PIN STRIKER ADAPTER PİM KARŞILIK ADAPTÖRÜ	1 Pieces / Adet
AC72ES-12		GUIDE STRIKER KILAVUZ KARŞILIĞI	1 Set / Takım	AC72ES-64		M4x40 DIN 965 - A2 BOLT / CIVATA	1 Pieces / Adet
AC72ES-40		ESPAGNOLETTE STRIKER İSPANYOLET KARŞILIĞI	1 Pieces / Adet	AC72ES-65		M4 x 11 RIVET / PERÇİN Steel / Çelik Flat Head / Düz Kafa Round Shank / Yuvarlak Gövde Open / Açık	1 Pieces / Adet
AC72ES-41		SASH GEARBOX İSPANYOLET GÖBEK	1 Pieces / Adet	AC72ES-66		GUIDE SUPPORT ITEM KILAVUZ DESTEK PARÇASI	1 Pieces / Adet
AC72ES-42		SASH GEARBOX SCREW İSPANYOLET GÖBEK VİDASI	1 Pieces / Adet	AC72ES-81		SOFT CLOSE SOFT CLOSE (100 Kg)	1 Pieces / Adet
AC72ES-50		CLAMP COMPONENT KENET ELEMANI	1 Set / Takım	AC72ES-82		SOFT CLOSE SOFT CLOSE (200 Kg)	1 Pieces / Adet
AC72ES-51		CLAMP COMPONENT SCREW KENET ELEMANI VİDASI	1 Pieces / Adet	AC72ES-91		HANDLE KOL	1 Pieces / Adet
AC72ES-60		PIN PİM	1 Pieces / Adet	AC72ES-98		RIVET NUT TOOL (Manual) PERÇİN SOMUN TABANCASI (Manuel)	1 Pieces / Adet
AC72ES-61		PIN STRIKER PİM KARŞILIĞI	1 Pieces / Adet	AC72ES-99		RIVET NUT TOOL (Pneumatic) PERÇİN SOMUN TABANCASI (Pnömatik)	1 Pieces / Adet

ACCESSORIES USES
AKSESUARLAR KULLANIMLARI

CODE KOD	VIEW RESİM	DESCRIPTION AÇIKLAMA	QUANTITY / MİKTAR			
			Sash Left Kanat Sol	Sash Right Kanat Sağ	Sash Left Kanat Sol	Sash Right Kanat Sağ
AC72ES-01		PULLEY RULMAN	<150 Kg = 2 Piece Adet	<150 Kg = 2 Piece Adet	<150 Kg = 2 Piece Adet	<150 Kg = 2 Piece Adet
			Max.250 Kg = 4 Pieces / Adet	Max.250 Kg = 4 Pieces / Adet	Max.250 Kg = 4 Pieces / Adet	Max.250 Kg = 4 Pieces / Adet
AC72ES-11		GUIDE KILAVUZ	4 Pieces / Adet	4 Pieces / Adet	4 Pieces / Adet	4 Pieces / Adet
AC72ES-12		GUIDE STRIKER KILAVUZ KARŞILIĞI	2 Set / Takım	2 Set / Takım	2 Set / Takım	2 Set / Takım
AC72ES-40		ESPAGNOLETTE STRIKER İSPANYOLET KARŞILIĞI	2 Pieces / Adet	2 Pieces / Adet	2 Pieces / Adet	2 Pieces / Adet
AC72ES-20-1000		ESPAGNOLETTE (LEFT) İSPANYOLET (SOL) (1000)	1 Pieces / Adet	X	1 Pieces / Adet	X
AC72ES-21-1000		ESPAGNOLETTE EXTENSION (LEFT) İSPANYOLET UZATMA (SOL) (1000)	1842.8 ~ 2096.8	X	1842.8 ~ 2096.8	X
			2241.8 ~ 2495.8		2241.8 ~ 2495.8	
AC72ES-22-1200		ESPAGNOLETTE EXTENSION (LEFT) İSPANYOLET UZATMA (SOL) (1200)	2042.8 ~ 2296.8	X	2042.8 ~ 2296.8	X
			2441.8 ~ 2500		2441.8 ~ 2500	
AC72ES-30-1000		ESPAGNOLETTE (RIGHT) İSPANYOLET (SAĞ) (1000)	X	1 Pieces / Adet	X	1 Pieces / Adet
AC72ES-31-1000		ESPAGNOLETTE EXTENSION (RIGHT) İSPANYOLET UZATMA (SAĞ) (1000)	X	1842.8 ~ 2096.8	X	1842.8 ~ 2096.8
				2241.8 ~ 2495.8		2241.8 ~ 2495.8
AC72ES-32-1200		ESPAGNOLETTE EXTENSION (RIGHT) İSPANYOLET UZATMA (SAĞ) (1200)	X	2042.8 ~ 2296.8	X	2042.8 ~ 2296.8
				2441.8 ~ 2500		2441.8 ~ 2500
AC72ES-41		SASH GEARBOX İSPANYOLET GÖBEĞİ	1 Pieces / Adet	1 Pieces / Adet	1 Pieces / Adet	1 Pieces / Adet

ACCESSORIES USES
AKSESUARLAR KULLANIMLARI

CODE KOD	VIEW RESİM	DESCRIPTION AÇIKLAMA	QUANTITY / MİKTAR			
AC72ES-42		SASH GEARBOX SCREW İSPANYOLET GÖBEK VİDASI	2 Pieces / Adet	2 Pieces / Adet	2 Pieces / Adet	2 Pieces / Adet
AC72ES-50		CLAMP COMPONENT KENET ELEMANI	2 Set / Takım	2 Set / Takım	2 Set / Takım	2 Set / Takım
AC72ES-51		CLAMP COMPONENT SCREW KENET ELEMANI VİDASI	12 Pieces / Adet	12 Pieces / Adet	12 Pieces / Adet	12 Pieces / Adet
AC72ES-60		PIN PİM	Vertical / Düşey 1 Pieces / Adet	Vertical / Düşey 1 Pieces / Adet	Vertical / Düşey 1 Pieces / Adet	Vertical / Düşey 1 Pieces / Adet
AC72ES-61		PIN STRIKER PİM KARŞILIĞI	Vertical / Düşey 1 Pieces / Adet	Vertical / Düşey 1 Pieces / Adet	Vertical / Düşey 1 Pieces / Adet	Vertical / Düşey 1 Pieces / Adet
AC72ES-60		PIN PİM	Horizontal / Yatay > 1300 mm 2 Pieces / Adet	Horizontal / Yatay > 1300 mm 2 Pieces / Adet	Horizontal / Yatay > 1300 mm 2 Pieces / Adet	Horizontal / Yatay > 1300 mm 2 Pieces / Adet
AC72ES-62		PIN STRIKER PİM KARŞILIĞI	Horizontal / Yatay > 1300 mm 2 Pieces / Adet	Horizontal / Yatay > 1300 mm 2 Pieces / Adet	Horizontal / Yatay > 1300 mm 2 Pieces / Adet	Horizontal / Yatay > 1300 mm 2 Pieces / Adet
AC72ES-63		PIN STRIKER ADAPTER PİM KARŞILIK ADAPTÖRÜ	Horizontal Sash Yatay Kanat > 1300 mm 2 Pieces / Adet	Horizontal Sash Yatay Kanat > 1300 mm 2 Pieces / Adet	Horizontal Sash Yatay Kanat > 1300 mm 2 Pieces / Adet	Horizontal Sash Yatay Kanat > 1300 mm 2 Pieces / Adet
AC72ES-64		M4x40 DIN 965 - A2 BOLT / CİVATA	For 1 Pulley / Bir Rulman İçin : 4 Pcs / Adet For 1 Soft Close / Bir Soft Close İçin : 4 Pcs / Adet			
AC72ES-65		M4 x 11 RIVET / PERÇİN Steel / Çelik Flat Head / Düz Kafa Round Shank / Yuvarlak Gövde Open / Açık	For 1 Pulley / Bir Rulman İçin : 4 Pcs / Adet For 1 Soft Close / Bir Soft Close İçin : 4 Pcs / Adet			
AC72ES-66		GUIDE SUPPORT ITEM KILAVUZ DESTEK PARÇASI	4 Pieces / Adet	4 Pieces / Adet	4 Pieces / Adet	4 Pieces / Adet
AC72ES-91		HANDLE / KOL	1 Pieces / Adet	1 Pieces / Adet	1 Pieces / Adet	1 Pieces / Adet

ACCESSORIES USES / AKSESUARLAR KULLANIMLARI

CODE KOD	VIEW RESİM	DESCRIPTION AÇIKLAMA	Opsion 1 Opsiyon1		Opsion 2 Opsiyon2		Opsion 3 Opsiyon3		Opsion 4 Opsiyon4	
			Opening Açılma	Closure Kapatılma	Opening Açılma	Closure Kapatılma	Opening Açılma	Closure Kapatılma	Opening Açılma	Closure Kapatılma
AC72ES-81		SOFT CLOSE SOFT CLOSE (100 Kg)	X	X	1 Pieces Adet	X	X	1 Pieces Adet	1 Pieces Adet	1 Pieces Adet
AC72ES-82		SOFT CLOSE SOFT CLOSE (200 Kg)	X	X	1 Pieces Adet	X	X	1 Pieces Adet	1 Pieces Adet	1 Pieces Adet
AC72ES-70		ECO-SLIDE STOPPER ECO-SLIDE STOPER	1 Pieces Adet	1 Pieces Adet	1 Pieces Adet	1 Pieces Adet	1 Pieces Adet	1 Pieces Adet	1 Pieces Adet	1 Pieces Adet

Sash Left Kanat Sol	Sash Right Kanat Sağ	Sash Left Kanat Sol	Sash Right Kanat Sağ

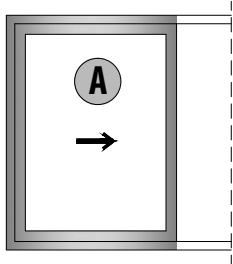
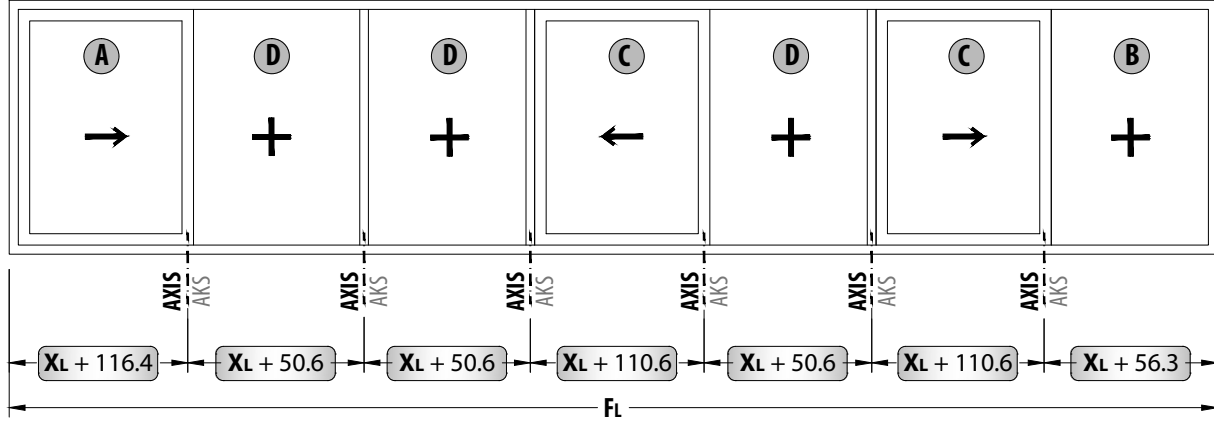
CODE KOD	VIEW RESİM	DESCRIPTION AÇIKLAMA	QUANTITY / MİKTAR			
EM72ES-101L		WEATHER STRIP SET (LEFT) HAVA KESİCİ TAKIMI (SOL)	1 Set / Takım	X	1 Set / Takım	X
EM72ES-101R		WEATHER STRIP SET (RIGHT) HAVA KESİCİ TAKIMI (SAĞ)	X	1 Set / Takım	X	1 Set / Takım
EM72ES-102		INSULATION PLASTIC İZOLASYON PLASTİĞİ	1 Set / Takım	1 Set / Takım	1 Set / Takım	1 Set / Takım
EM72ES-201		CLAMPING MAIN PLASTIC KENET GÖVDE PLASTİĞİ	1 Set / Takım	1 Set / Takım	1 Set / Takım	1 Set / Takım
EM72ES-302		CONNECTION PLASTIC BAĞLANTI PLASTİĞİ	X	X	1 Set / Takım	1 Set / Takım
EM72ES-501		CLAMPING ACCESSORIES SET KENET AKSESUAR TAKIMI	1 Set / Takım	1 Set / Takım	1 Set / Takım	1 Set / Takım
EM72ES-701		SOFT CLOSE AND PULLEY PVC RULMAN VE SOFT CLOSE PLASTİĞİ	For 1 Pulley / Bir Rulman İçin : 4 Pcs / Adet For 1 Soft Close / Bir Soft Close İçin : 4 Pcs / Adet			

72ES

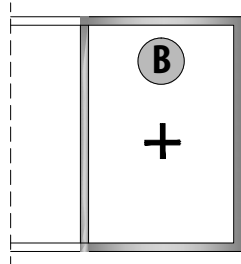
CUTTING SIZE / KESİM ÖLÇÜLERİ

" WITH SOFT CLOSE / SOFT CLOSE İLE "

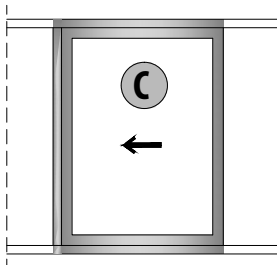
AXIS DIMENSIONS / AKS ÖLÇÜLERİ



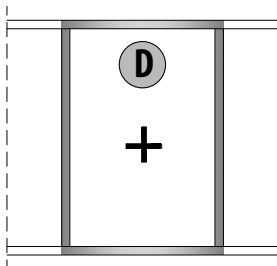
A IF THE SASH IS ON THE EDGE
KANAT KENARDA İSE



B IF THE FIXED IS ON THE EDGE
SABİT KENARDA İSE



C IF THE SASH IS NOT ON THE EDGE
KANAT KENARDA DEĞİL İSE



D IF THE FIXED IS NOT ON THE EDGE
SABİT KENARDA DEĞİL İSE

MAIN FORMULA / ANA FORMÜL

FIXED FRAME GLASS WITHD DIMENSION

SABİT KASA CAM GENİŞLİK ÖLÇÜSÜ

$$X_L = \frac{FL - (A_Q \times 116.4 + B_Q \times 56.3 + C_Q \times 110.6 + D_Q \times 50.6)}{A_Q + B_Q + C_Q + D_Q}$$

X_L : Fixed frame glass withd dimension
Sabit kasa cam genişlik ölçüsü

F_L : Frame withd dimension
Kasa genişlik ölçüsü

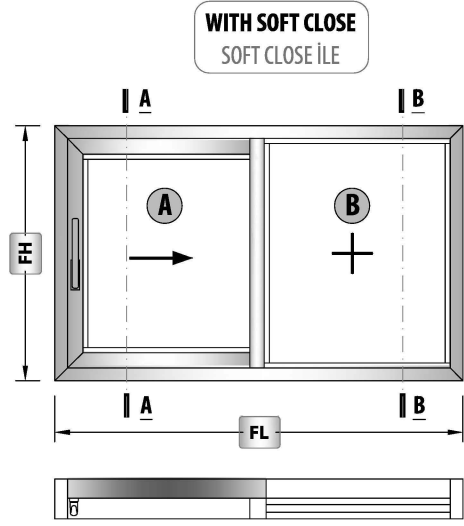
A_Q : Quantities of A
A'nın adedi

B_Q : Quantities of B
B'nin adedi

C_Q : Quantities of C
C'nin adedi

D_Q : Quantities of D
D'nin adedi

CUTTING SIZE / KESİM ÖLÇÜLERİ



✓ Please look at the assembly drawings for mechanical treatment.
Mekanik işlemler için lütfen uygulama detayları bölümüne bakınız.

FIXED GLASS / SABİT CAMI

Code Kod	Drawing Çizim	Quantity Miktar	Dimensions (mm) Boyutlar
Glass Cam		1 Pcs / Adet	XL XH = FH - 62

SASH GLASS / KANAT CAMI

Code Kod	Drawing Çizim	Quantity Miktar	Dimensions (mm) Boyutlar
Glass Cam		1 Pcs / Adet	GL = XL - 42.3 GH = FH - 201

PROFILES / PROFİLLER

Code Kod	Drawing Çizim	Cut Kesim	Quantity Miktar	Dimensions (mm) Boyutlar	Mechanical Treatment Mekanik İşlem
72ES-101-00			2 Pcs / Adet	FL	-
72ES-201-00			2 Pcs / Adet	FL	-
72ES-301-00			2 Pcs / Adet	SL = XL + 114.5	-
72ES-512-00			2 Pcs / Adet	SH = FH - 44.2	-
72ES-501-00			1 Pcs / Adet	MH = FH - 48	✓
72ES-512-00			2 Pcs / Adet	AL = XL - 3.2	-
72ES-512-00			1 Pcs / Adet	AH = FH - 38.4	-
72ES-501-00			1 Pcs / Adet	KH = FH - 49.2	✓
72ES-401-00			2 Pcs / Adet	YH = FH - 100	-
72ES-402-00			2 Pcs / Adet	ZL = XL + 74.1	✓
72ES-502-00			1 Pcs / Adet	TH = FH - 97	-
72ES-511-00			1 Pcs / Adet	RL = FL - 38	-
72ES-513-00			2 Pcs / Adet	XL + 23.5	-
72ES-513-00			2 Pcs / Adet	XL + 9.5	-
72ES-514-00			2 Pcs / Adet	XL + 23.5	-
72ES-514-00			2 Pcs / Adet	XL + 9.5	-
72ES-521-00			1 Pcs / Adet	SH - 70.4	-
72ES-521-00			2 Pcs / Adet	100 mm	-
08-112-00			2 Pcs / Adet	GBFL = XL + 14	-
08-112-00			2 Pcs / Adet	GBFH = FH - 92	-
08-112-00			2 Pcs / Adet	GBSL = XL - 28.5	-
08-112-00			2 Pcs / Adet	GBSH = FH - 231.2	-
EM72-11			2 Pcs / Adet	NL = XL + 83.7	-
EM72-11			2 Pcs / Adet	NH = FH - 38.4	-
EM72-51			1 Pcs / Adet	FH - 97	-
EM72-21			Order Quantity Sipariş Miktarı	2*(SL+SH) - 1000	-

CORNER JOINTS / KÖŞE BAĞLANTILAR

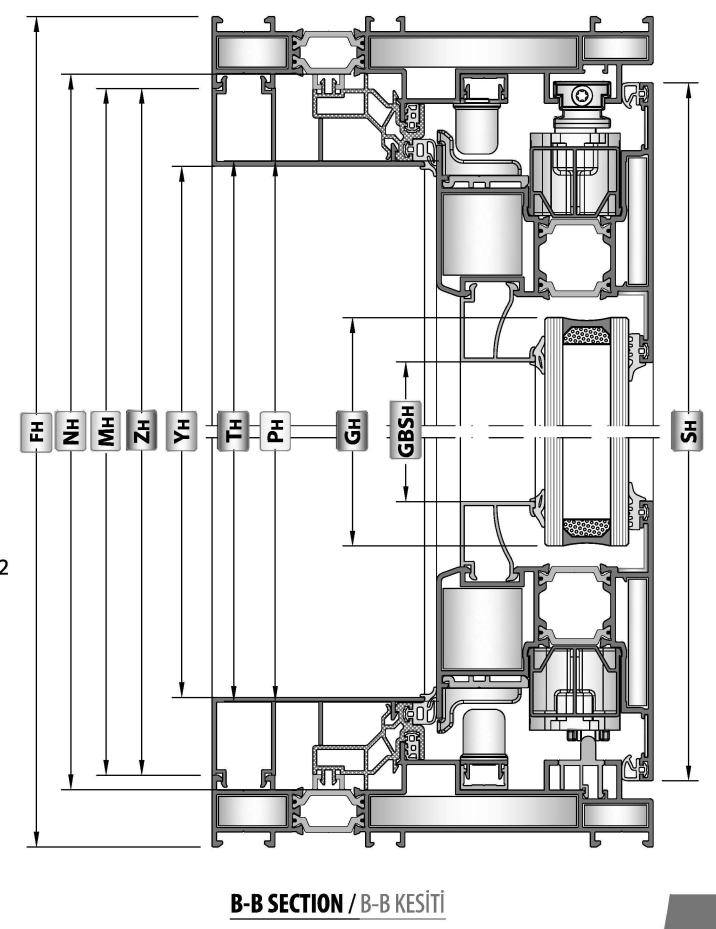
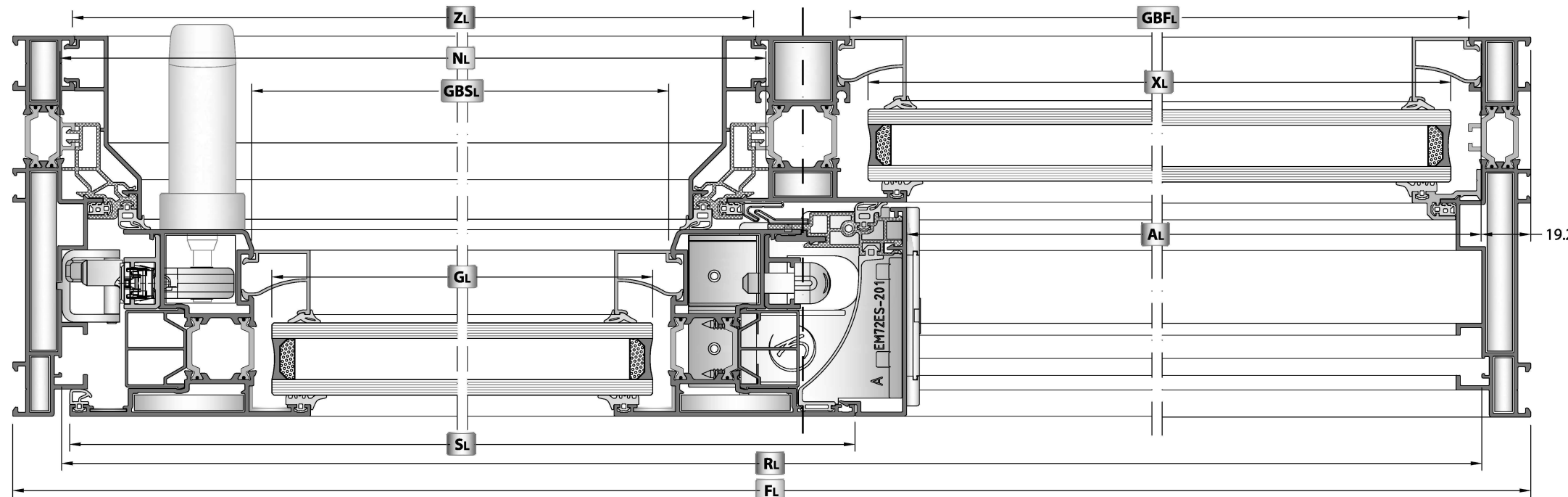
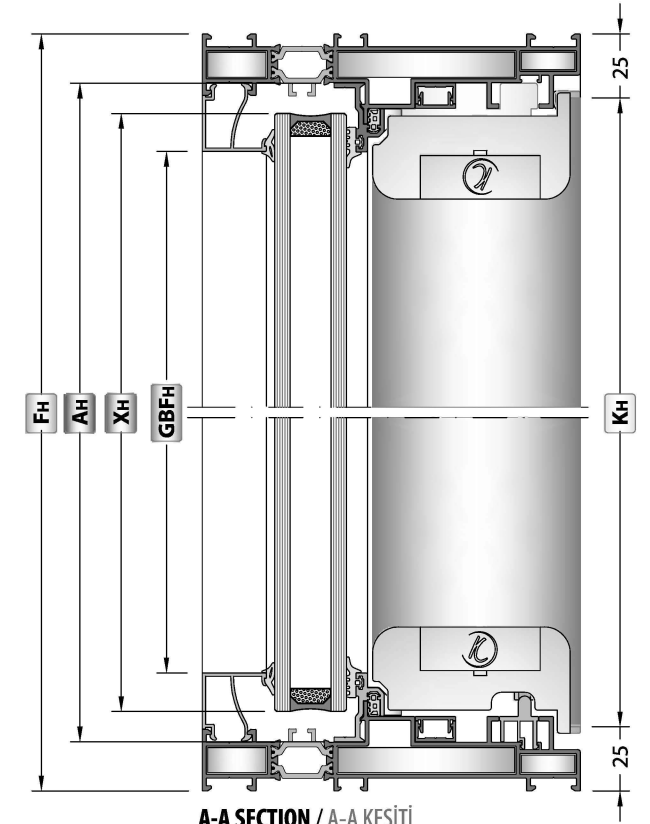
Code Kod	Quantity Miktar	Picture Resim
CC-101-23.4	4 Pcs / Adet	
CC-101-69.5	4 Pcs / Adet	
CC-105-06.7	4 Pcs / Adet	
CC-107-21.6	4 Pcs / Adet	
CC-120-26.7	4 Pcs / Adet	
CC-903-22.5	2 Pcs / Adet	
CC72-901-22.5	2 Pcs / Adet	
EM58-22	4 Pcs / Adet	
MK-20.1	4 Pcs / Adet	

GASKETS / FİTİLLER

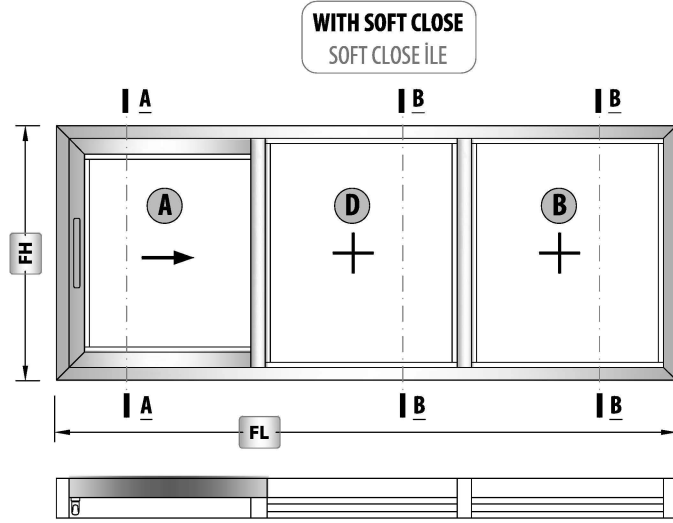
Code Kod	Quantity Miktar	Picture Resim
EM1-02	2*XL + XH + GL + GH	
EM2-03	2*XL + XH + GL + GH	
EM72ES-11	2*ZL + 2*YH	
EM72ES-12	2*FL + 3*FH	
EM72ES-21	2*SL + SH	
EM72ES-51	SH	

PLASTIC ACCESSORIES / PLASTİK AKSESUARLAR

Code Kod	Description Açıklama	Quantity (pcs-m) Miktar (Paket)	Picture Resim
EM72ES-101L	Weather Strip Set Hava Kesici Takımı Left / Sol	1 Set / Takım	
EM72ES-102	Insulation Plastic İzolasyon Plastiği	1 Set / Takım	
EM72ES-201	Clamping Main Plastic Kenet Gövde Plastiği	1 Set / Takım	
EM72ES-501	Clamping Accessories Set Kenet aksesuar Takımı	1 Set / Takım	
EM70LS-10	Drainage Cap Tahliye Kapağı	3 Pcs / Adet	
EM72ES-701	Pulley and Soft Close Adapter Plastic Rulman ve Soft Close Plastiği	Sash Weight <150kg 4 Pcs / Adet Sash Weight >150kg 8 Pcs / Adet 1 pcs Soft Close 2 Pcs / Adet 2 pcs Soft Close 4 Pcs / Adet	



CUTTING SIZE / KESİM ÖLÇÜLERİ



Please look at the assembly drawings for mechanical treatment.
Mekanik işlemler için lütfen uygulama detayları bölümüne bakınız.

FIXED GLASS / SABİT CAMI

Code Kod	Drawing Çizim	Quantity Miktar	Dimensions (mm) Boyutlar
Glass Cam		2 Pcs / Adet	XL XH = FH - 62

SASH GLASS / KANAT CAMI

Code Kod	Drawing Çizim	Quantity Miktar	Dimensions (mm) Boyutlar
Glass Cam		1 Pcs / Adet	GL = XL - 42.3 GH = FH - 201

PROFILES / PROFİLLER

Code Kod	Drawing Çizim	Cut Kesim	Quantity Miktar	Dimensions (mm) Boyutlar	Mechanical Treatment Mekanik İşlem
72ES-101-00			2 Pcs / Adet	FL	-
72ES-201-00			2 Pcs / Adet	SL = XL + 114.5	-
72ES-301-00			2 Pcs / Adet	SH = FH - 44.2	-
64T-322-18			1 Pcs / Adet	MH = FH - 48	✓
72ES-512-00			1 Pcs / Adet	MH = FH - 48	✓
72ES-501-00			2 Pcs / Adet	AL = XL + 12.1	✓
72ES-401-00			1 Pcs / Adet	AH = FH - 38.4	-
72ES-402-00			2 Pcs / Adet	BL = XL - 14.7	✓
72ES-502-00			1 Pcs / Adet	KH = FH - 49.2	✓
72ES-511-00			2 Pcs / Adet	YH = FH - 100	-
72ES-513-00			2 Pcs / Adet	ZL = XL + 74.1	✓
72ES-514-00			1 Pcs / Adet	TH = FH - 97	-
72ES-521-00			1 Pcs / Adet	RL = FL - 38	-
08-112-00			2 Pcs / Adet	XL + 23.5	-
EM72-11			2 Pcs / Adet	XL - 2.2	-
EM72-51			2 Pcs / Adet	XL + 12.3	-
EM72-21			2 Pcs / Adet	XL + 23.5	-
			2 Pcs / Adet	XL - 2.2	-
			2 Pcs / Adet	XL + 12.3	-
			1 Pcs / Adet	SH - 70.4	-
			2 Pcs / Adet	100 mm	-
			4 Pcs / Adet	GBFL = XL + 14	-
			4 Pcs / Adet	GBFH = FH - 92	-
			2 Pcs / Adet	GBSL = XL - 28.5	-
			2 Pcs / Adet	GBSH = FH - 231.2	-
			2 Pcs / Adet	NL = XL + 83.7	-
			2 Pcs / Adet	NH = FH - 38.4	-
			1 Pcs / Adet	FH - 97	-
			Order Quantity Sipariş Miktarı	2*(SL+SH) - 1000	-

CORNER JOINTS / KÖŞE BAĞLANTILAR

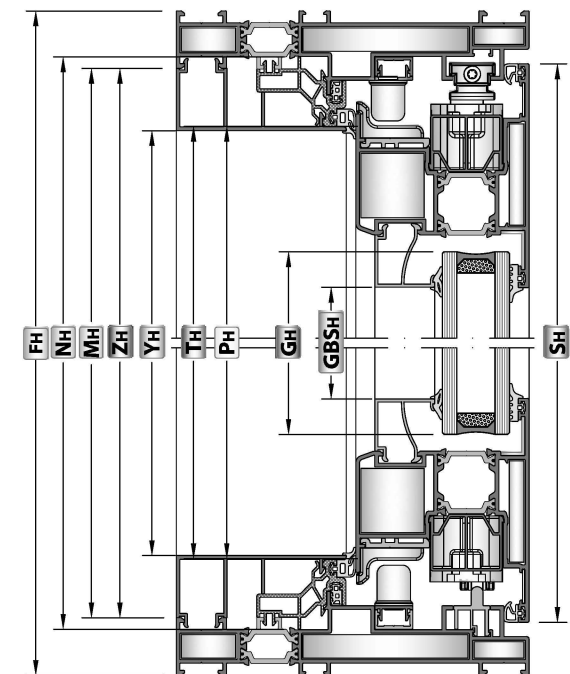
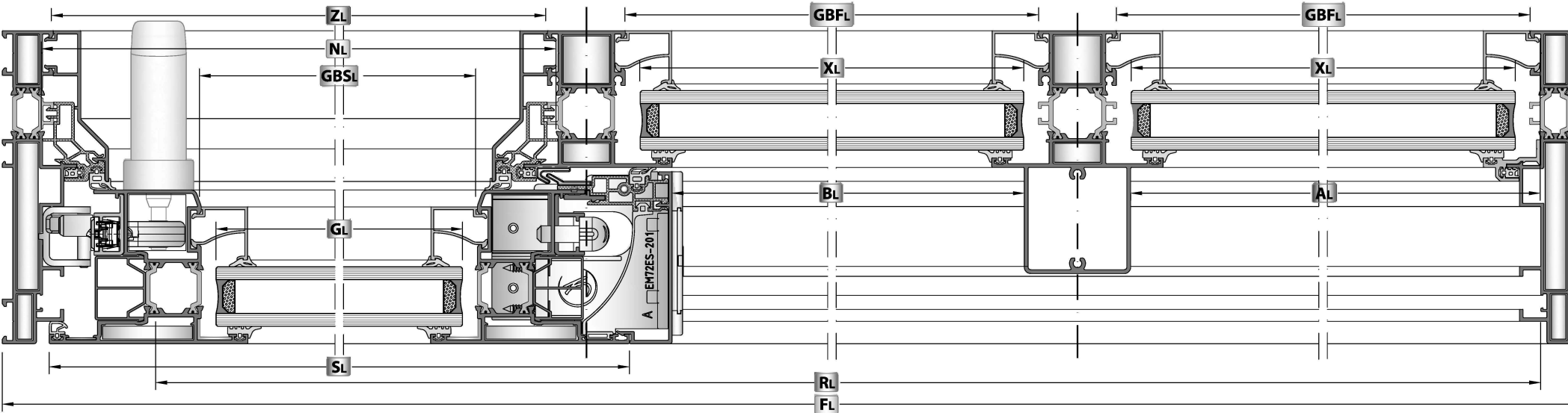
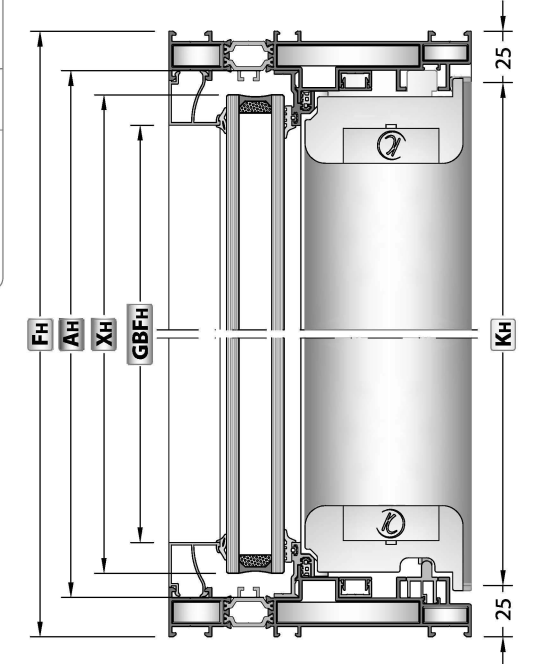
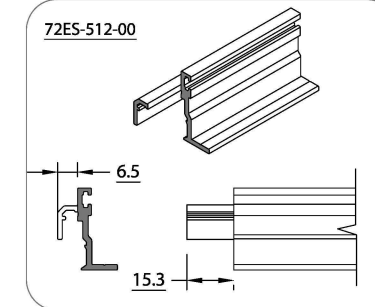
Code Kod	Quantity Miktar	Picture Resim
CC-101-23.4	4 Pcs / Adet	
CC-101-69.5	4 Pcs / Adet	
CC-105-06.7	4 Pcs / Adet	
CC-107-21.6	4 Pcs / Adet	
CC-120-26.7	4 Pcs / Adet	
CC-903-22.5	4 Pcs / Adet	
CC72-901-22.5	4 Pcs / Adet	
EM58-22	4 Pcs / Adet	
MK-20.1	4 Pcs / Adet	

GASKETS / FİTİLLER

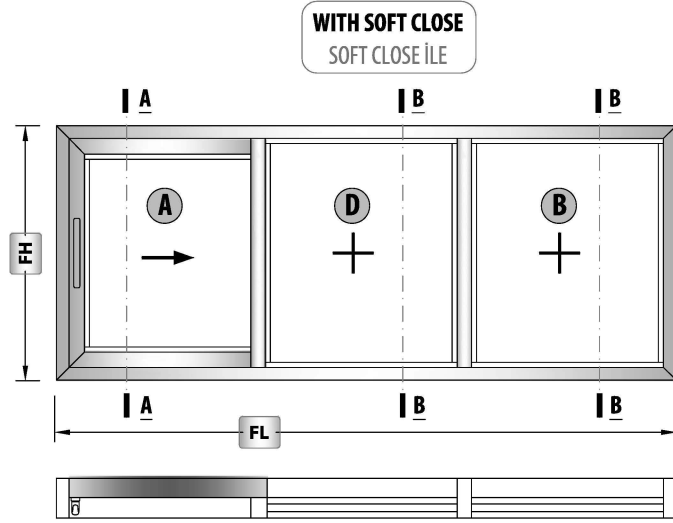
Code Kod	Quantity Miktar	Picture Resim
EM1-02	2*XL + 2*XH + GL + GH	
EM2-03	2*XL + 2*XH + GL + GH	
EM72ES-11	2*ZL + 2*YH	
EM72ES-12	2*FL + 3*FH	
EM72ES-21	2*SL + SH	
EM72ES-51	SH	

PLASTIC ACCESSORIES / PLASTİK AKSESUARLAR

Code Kod	Description Açıklama	Quantity (pcs-m) Miktar (Paket)	Picture Resim
EM72ES-101L	Weather Strip Set Hava Kesici Takımı Left / Sol	1 Set / Takım	
EM72ES-102	Insulation Plastic İzolasyon Plastij	1 Set / Takım	
EM72ES-201	Clamping Main Plastic Kenet Gövde Plastij	1 Set / Takım	
EM72ES-501	Clamping Accessories Set Kenet Aksesuar Takımı	1 Set / Takım	
EM70LS-10	Drainage Cap Tahliye Kapığı	3 Pcs / Adet	
EM72ES-701	Pulley and Soft Close Adapter Plastic Rulman ve Soft Close Plastij	Sash Weight <150kg 4 Pcs / Adet Sash Weight >150kg 8 Pcs / Adet 1 pcs Soft Close 2 Pcs / Adet 2 pcs Soft Close 4 Pcs / Adet	



CUTTING SIZE / KESİM ÖLÇÜLERİ



Please look at the assembly drawings for mechanical treatment.
Mekanik işlemler için lütfen uygulama detayları bölümüne bakınız.

FIXED GLASS / SABİT CAMI

Code Kod	Drawing Çizim	Quantity Miktar	Dimensions (mm) Boyutlar
Glass Cam		2 Pcs / Adet	XL XH = FH - 62

SASH GLASS / KANAT CAMI

Code Kod	Drawing Çizim	Quantity Miktar	Dimensions (mm) Boyutlar
Glass Cam		1 Pcs / Adet	GL = XL - 42.3 GH = FH - 201

PROFILES / PROFİLLER

Code Kod	Drawing Çizim	Cut Kesim	Quantity Miktar	Dimensions (mm) Boyutlar	Mechanical Treatment Mekanik İşlem
72ES-101-00			2 Pcs / Adet	FL	-
72ES-201-00			2 Pcs / Adet	SL = XL + 114.5	-
72ES-301-00			2 Pcs / Adet	SH = FH - 44.2	-
64T-302-18			1 Pcs / Adet	MH = FH - 48	✓
72ES-512-00			1 Pcs / Adet	MH = FH - 48	✓
72ES-501-00			2 Pcs / Adet	AL = XL + 37.1	✓
72ES-401-00			1 Pcs / Adet	AH = FH - 38.4	-
72ES-402-00			2 Pcs / Adet	BL = XL + 10.3	✓
72ES-501-00			2 Pcs / Adet	KH = FH - 49.2	✓
72ES-401-00			1 Pcs / Adet	YH = FH - 100	-
72ES-402-00			2 Pcs / Adet	ZL = XL + 74.1	✓
72ES-502-00			1 Pcs / Adet	TH = FH - 97	-
72ES-511-00			1 Pcs / Adet	RL = FL - 38	-
72ES-513-00			2 Pcs / Adet	XL + 23.5	-
72ES-513-00			2 Pcs / Adet	XL - 2.2	-
72ES-513-00			2 Pcs / Adet	XL + 12.3	-
72ES-514-00			2 Pcs / Adet	XL + 23.5	-
72ES-514-00			2 Pcs / Adet	XL - 2.2	-
72ES-514-00			2 Pcs / Adet	XL + 12.3	-
72ES-521-00			1 Pcs / Adet	SH - 70.4	-
72ES-521-00			2 Pcs / Adet	100 mm	-
08-112-00			4 Pcs / Adet	GBFL = XL + 14	-
08-112-00			4 Pcs / Adet	GBFH = FH - 92	-
08-112-00			2 Pcs / Adet	GBSL = XL - 28.5	-
08-112-00			2 Pcs / Adet	GBSH = FH - 231.2	-
EM72-11			2 Pcs / Adet	NL = XL + 83.7	-
EM72-51			2 Pcs / Adet	NH = FH - 38.4	-
EM72-21			1 Pcs / Adet	FH - 97	-
EM72-21			Order Quantity Sipariş Miktarı	2*(SL+SH) - 1000	-

CORNER JOINTS / KÖŞE BAĞLANTILAR

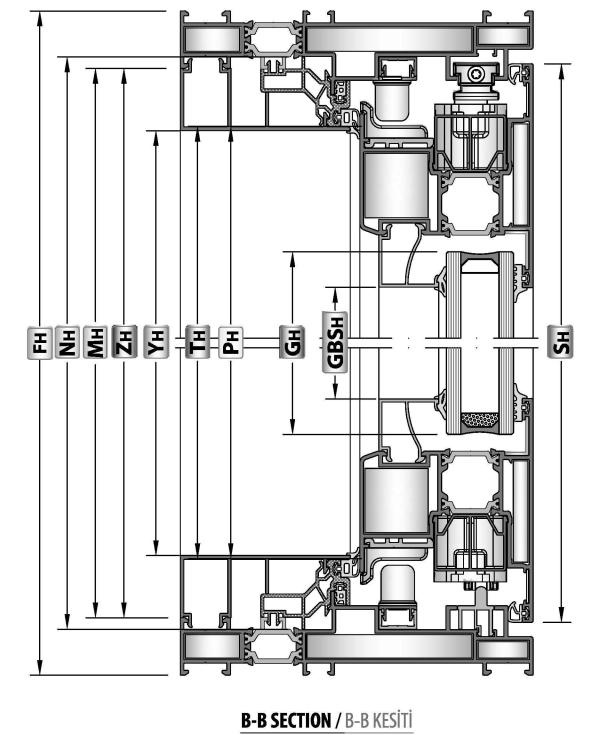
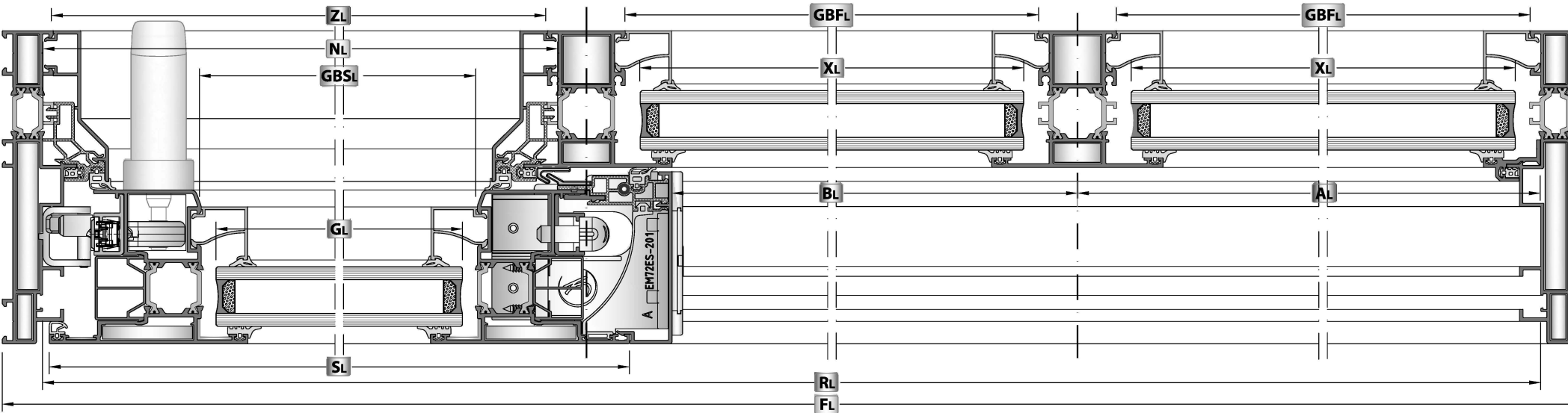
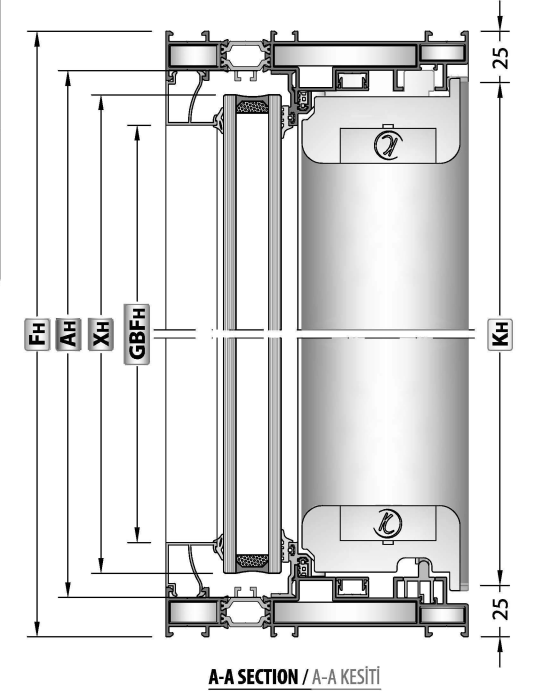
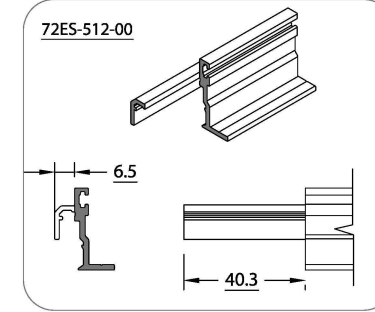
Code Kod	Quantity Miktar	Picture Resim
CC-101-23.4	4 Pcs / Adet	
CC-101-69.5	4 Pcs / Adet	
CC-105-06.7	4 Pcs / Adet	
CC-107-21.6	4 Pcs / Adet	
CC-120-26.7	4 Pcs / Adet	
CC-903-22.5	4 Pcs / Adet	
CC72-901-22.5	4 Pcs / Adet	
EM58-22	4 Pcs / Adet	
MK-20.1	4 Pcs / Adet	

GASKETS / FİTİLLER

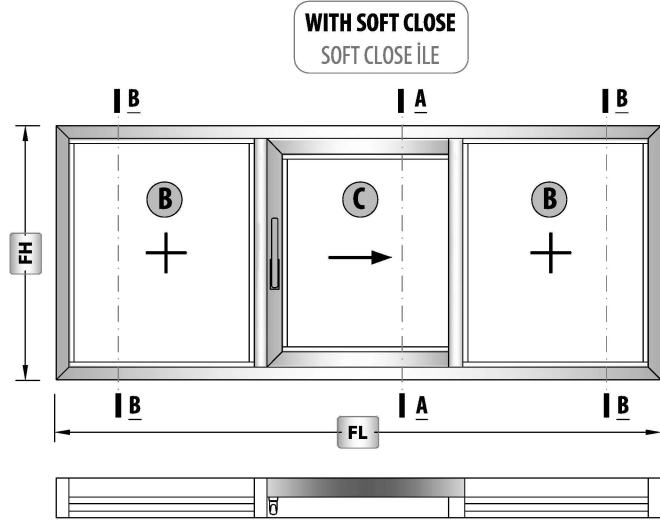
Code Kod	Quantity Miktar	Picture Resim
EM1-02	2*XL + 2*XH + GL + GH	
EM2-03	2*XL + 2*XH + GL + GH	
EM72ES-11	2*ZL + 2*YH	
EM72ES-12	2*FL + 3*FH	
EM72ES-21	2*SL + SH	
EM72ES-51	SH	

PLASTIC ACCESSORIES / PLASTİK AKSESUARLAR

Code Kod	Description Açıklama	Quantity (pcs-m) Miktar (Paket)	Picture Resim
EM72ES-101L	Weather Strip Set Hava Kesici Takımı Left / Sol	1 Set / Takım	
EM72ES-102	Insulation Plastic İzolasyon Plastiği	1 Set / Takım	
EM72ES-201	Clamping Main Plastic Kenet Gövde Plastiği	1 Set / Takım	
EM72ES-501	Clamping Accessories Set Kenet Aksesuar Takımı	1 Set / Takım	
EM70LS-10	Drainage Cap Tahliye Kapağı	3 Pcs / Adet	
EM72ES-701	Pulley and Soft Close Adapter Plastic Rulman ve Soft Close Plastiği	Sash Weight <150kg 4 Pcs / Adet Sash Weight >150kg 8 Pcs / Adet 1 pcs Soft Close 2 Pcs / Adet 2 pcs Soft Close 4 Pcs / Adet	



CUTTING SIZE / KESİM ÖLÇÜLERİ



✓ Please look at the assembly drawings for mechanical treatment.
Mekanik işlemler için lütfen uygulama detayları bölümüne bakınız.

FIXED GLASS / SABİT CAMI

Code Kod	Drawing Çizim	Quantity Miktar	Dimensions (mm) Boyutlar
Glass Cam		2 Pcs / Adet	XL XH = FH - 62

SASH GLASS / KANAT CAMI

Code Kod	Drawing Çizim	Quantity Miktar	Dimensions (mm) Boyutlar
Glass Cam		1 Pcs / Adet	GL = XL - 42.3 GH = FH - 201

PROFILES / PROFİLLER

Code Kod	Drawing Çizim	Cut Kesim	Quantity Miktar	Dimensions (mm) Boyutlar	Mechanical Treatment Mekanik İşlem
72ES-101-00			2 Pcs / Adet	FL	-
72ES-201-00			2 Pcs / Adet	FH	-
72ES-301-00			2 Pcs / Adet	SL = XL + 114.5	-
72ES-301-00			2 Pcs / Adet	SH = FH - 44.2	-
72ES-301-00			1 Pcs / Adet	MH = FH - 48	✓
72ES-302-18			1 Pcs / Adet	MH = FH - 48	✓
72ES-512-00			4 Pcs / Adet	AL = XL - 3.2	-
72ES-512-00			2 Pcs / Adet	AH = FH - 38.4	-
72ES-501-00			1 Pcs / Adet	KH = FH - 49.2	✓
72ES-401-00			2 Pcs / Adet	YH = FH - 100	-
72ES-402-00			2 Pcs / Adet	ZL = XL + 74.1	✓
72ES-502-00			1 Pcs / Adet	TH = FH - 97	-
72ES-511-00			1 Pcs / Adet	RL = FL - 38	-
72ES-513-00			2 Pcs / Adet	XL + 23.5	-
72ES-513-00			2 Pcs / Adet	XL - 2.2	-
72ES-513-00			2 Pcs / Adet	XL + 12.3	-
72ES-514-00			2 Pcs / Adet	XL + 23.5	-
72ES-514-00			2 Pcs / Adet	XL - 2.2	-
72ES-514-00			2 Pcs / Adet	XL + 12.3	-
72ES-521-00			1 Pcs / Adet	SH - 70.4	-
72ES-521-00			2 Pcs / Adet	100 mm	-
08-112-00			4 Pcs / Adet	GBFL = XL + 14	-
08-112-00			4 Pcs / Adet	GBFH = FH - 92	-
08-112-00			2 Pcs / Adet	GBSL = XL - 28.5	-
08-112-00			2 Pcs / Adet	GBSH = FH - 231.2	-
EM72-11			2 Pcs / Adet	NL = XL + 83.7	-
EM72-51			2 Pcs / Adet	NH = FH - 38.4	-
EM72-21			1 Pcs / Adet	FH - 97	-
EM72-21			Order Quantity Sipariş Miktarı	2*(SL+SH) - 1000	-

CORNER JOINTS / KÖŞE BAĞLANTILAR

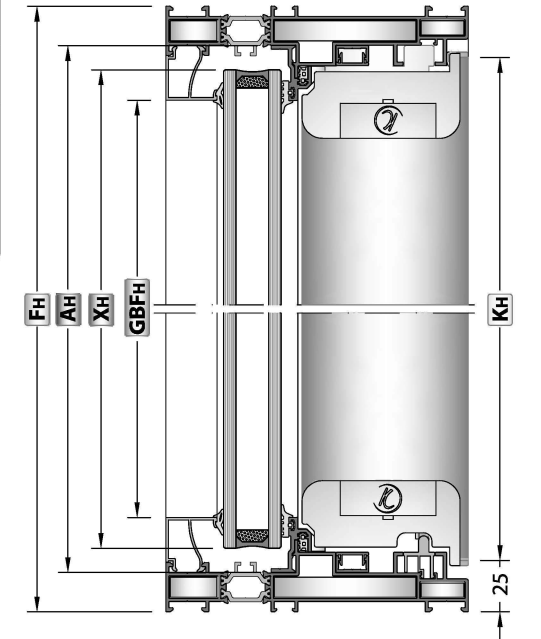
Code Kod	Quantity Miktar	Picture Resim
CC-101-23.4	4 Pcs / Adet	
CC-101-69.5	4 Pcs / Adet	
CC-105-06.7	4 Pcs / Adet	
CC-107-21.6	4 Pcs / Adet	
CC-120-26.7	4 Pcs / Adet	
CC-903-22.5	4 Pcs / Adet	
CC72-901-22.5	2 Pcs / Adet	
CC72-902-50.1	2 Pcs / Adet	
EM58-22	4 Pcs / Adet	
MK-20.1	4 Pcs / Adet	

GASKETS / FİTİLLER

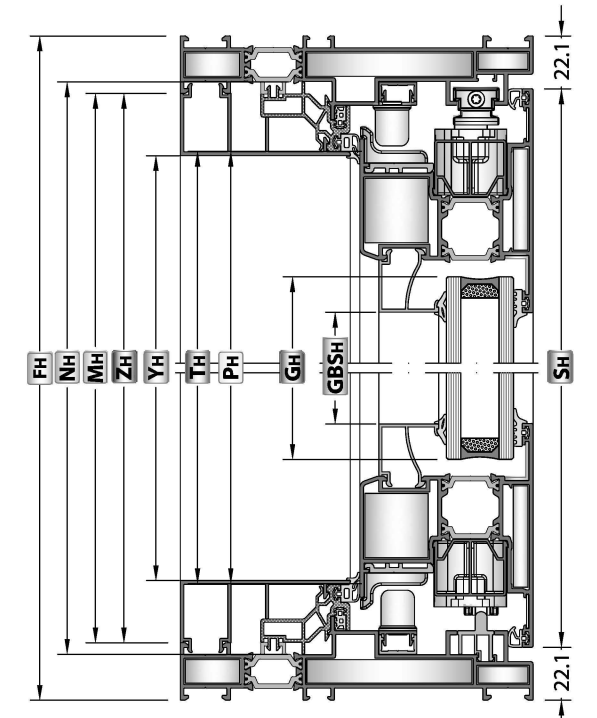
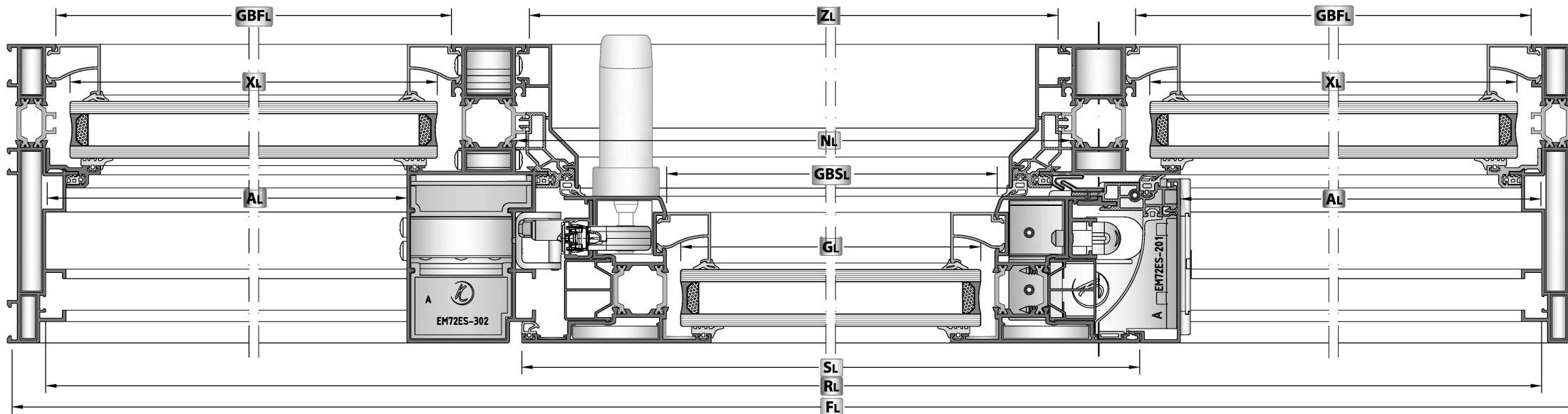
Code Kod	Quantity Miktar	Picture Resim
EM1-02	2*XL + 2*XH + GL + GH	
EM2-03	2*XL + 2*XH + GL + GH	
EM72ES-11	2*ZL + 2*YH	
EM72ES-12	2*FL + 3*FH	
EM72ES-21	2*SL + SH	
EM72ES-51	SH	

PLASTIC ACCESSORIES / PLASTİK AKSESUARLAR

Code Kod	Description Açıklama	Quantity (pcs-m) Miktar (Paket)	Picture Resim
EM72ES-101L	Weather Strip Set Hava Kesici Takımı Left / Sol	1 Set / Takım	
EM72ES-102	Insulation Plastic İzolasyon Plastiği	1 Set / Takım	
EM72ES-201	Clamping Main Plastic Kenet Gövde Plastiği	1 Set / Takım	
EM72ES-501	Clamping Accessories Set Kenet Aksesuar Takımı	1 Set / Takım	
EM70LS-10	Drainage Cap Tahliye Kapağı	3 Pcs / Adet	
EM72ES-701	Pulley and Soft Close Adapter Plastic Rulman ve Soft Close Plastiği	Sash Weight <150kg 4 Pcs / Adet Sash Weight >150kg 8 Pcs / Adet 1 pcs Soft Close 2 Pcs / Adet 2 pcs Soft Close 4 Pcs / Adet	



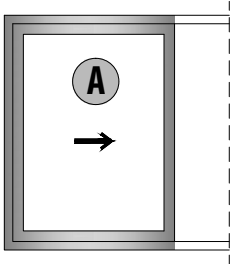
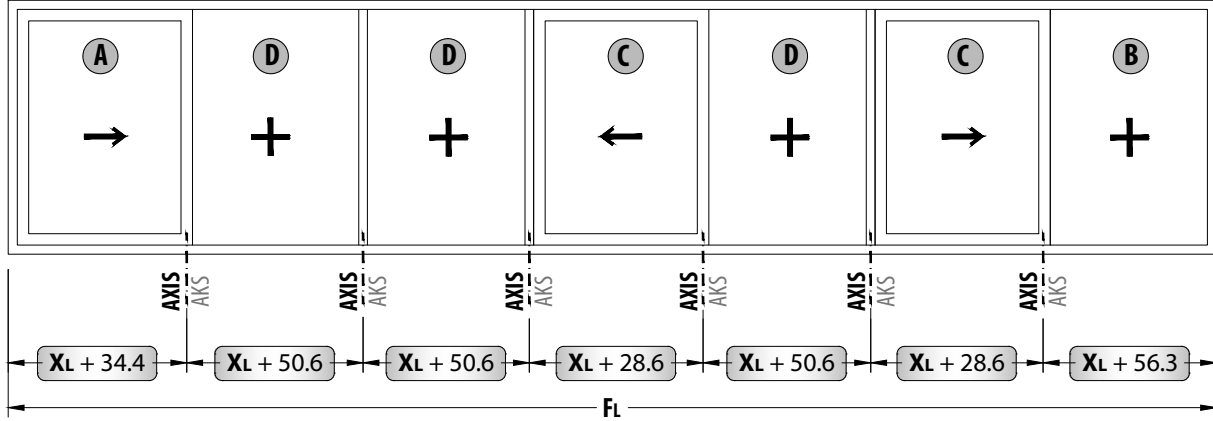
A-A SECTION / A-A KESİTİ



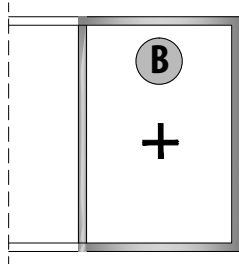
B-B SECTION / B-B KESİTİ

" WITH STOPPER / STOPER İLE "

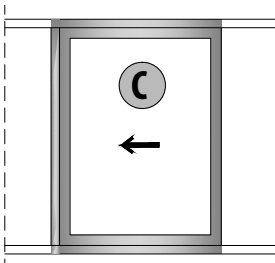
AXIS DIMENSIONS / AKS ÖLÇÜLERİ



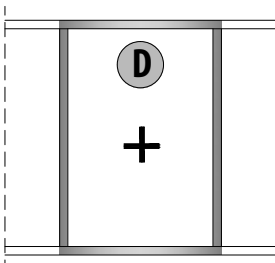
A IF THE SASH IS ON THE EDGE
KANAT KENARDA İSE



B IF THE FIXED IS ON THE EDGE
SABİT KENARDA İSE



C IF THE SASH IS NOT ON THE EDGE
KANAT KENARDA DEĞİL İSE



D IF THE FIXED IS NOT ON THE EDGE
SABİT KENARDA DEĞİL İSE

MAIN FORMULA / ANA FORMÜL

FIXED FRAME GLASS WITHD DIMENSION

SABİT KASA CAM GENİŞLİK ÖLÇÜSÜ

$$X_L = \frac{FL - (A_Q \times 34.4 + B_Q \times 56.3 + C_Q \times 28.6 + D_Q \times 50.6)}{A_Q + B_Q + C_Q + D_Q}$$

X_L : Fixed frame glass withd dimension
Sabit kasa cam genişlik ölçüsü

F_L : Frame withd dimension
Kasa genişlik ölçüsü

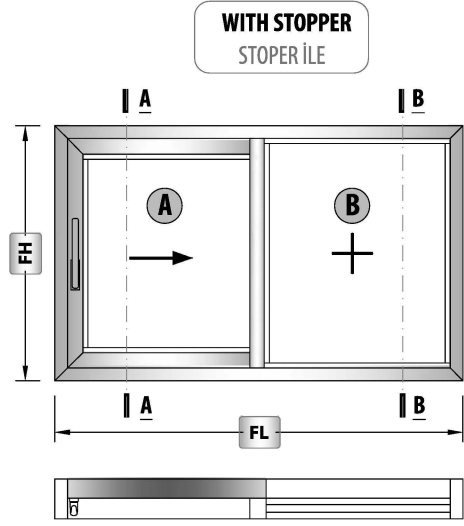
A_Q : Quantities of A
A'nın adedi

B_Q : Quantities of B
B'nin adedi

C_Q : Quantities of C
C'nin adedi

D_Q : Quantities of D
D'nin adedi

CUTTING SIZE / KESİM ÖLÇÜLERİ



✓ Please look at the assembly drawings for mechanical treatment.
Mekanik işlemler için lütfen uygulama detayları bölümüne bakınız.

FIXED GLASS / SABİT CAMI

Code Kod	Drawing Çizim	Quantity Miktar	Dimensions (mm) Boyutlar
Glass Cam		1 Pcs / Adet	XL XH = FH - 62

SASH GLASS / KANAT CAMI

Code Kod	Drawing Çizim	Quantity Miktar	Dimensions (mm) Boyutlar
Glass Cam		1 Pcs / Adet	GL = XL - 124.5 GH = FH - 201

PROFILES / PROFİLLER

Code Kod	Drawing Çizim	Cut Kesim	Quantity Miktar	Dimensions (mm) Boyutlar	Mechanical Treatment Mekanik İşlem
72ES-101-00			2 Pcs / Adet	FL	-
			2 Pcs / Adet	FH	-
72ES-201-00			2 Pcs / Adet	SL = XL + 32.5	-
			2 Pcs / Adet	SH = FH - 44.2	-
72ES-301-00			1 Pcs / Adet	MH = FH - 48	✓
72ES-512-00			2 Pcs / Adet	AL = XL - 3.2	-
			1 Pcs / Adet	AH = FH - 38.4	-
72ES-501-00			1 Pcs / Adet	KH = FH - 49.2	✓
72ES-401-00			2 Pcs / Adet	YH = FH - 100	-
72ES-402-00			2 Pcs / Adet	ZL = XL - 7.9	✓
72ES-502-00			1 Pcs / Adet	TH = FH - 97	-
72ES-511-00			1 Pcs / Adet	RL = FL - 38	-
72ES-513-00			2 Pcs / Adet	XL - 58.5	-
			2 Pcs / Adet	XL + 9.5	-
72ES-514-00			2 Pcs / Adet	XL - 58.5	-
			2 Pcs / Adet	XL + 9.5	-
72ES-521-00			1 Pcs / Adet	SH - 70.4	-
			2 Pcs / Adet	100 mm	-
08-112-00			2 Pcs / Adet	GBFL = XL + 14	-
			2 Pcs / Adet	GBFH = FH - 92	-
			2 Pcs / Adet	GBSL = XL - 110.5	-
			2 Pcs / Adet	GBSH = FH - 231.2	-
EM72-11			2 Pcs / Adet	NL = XL + 1.7	-
			2 Pcs / Adet	NH = FH - 38.4	-
EM72-51			1 Pcs / Adet	FH - 97	-
EM72-21			Order Quantity Sipariş Miktarı	2*(SL+SH) - 1000	-

CORNER JOINTS / KÖŞE BAĞLANTILAR

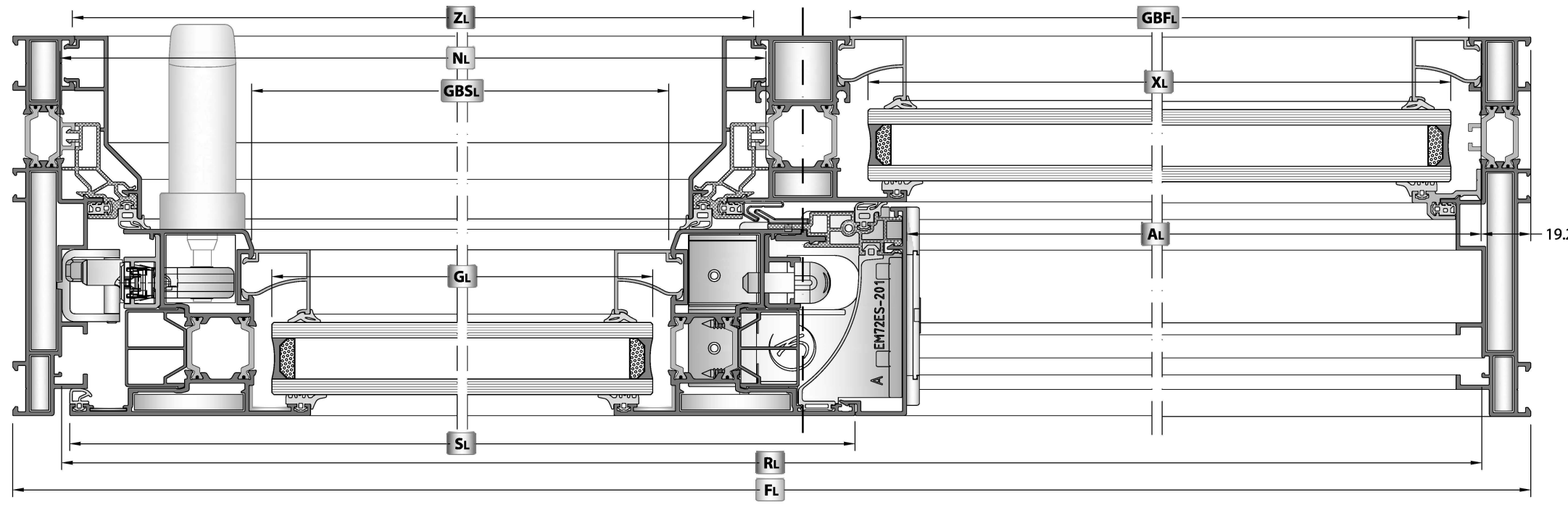
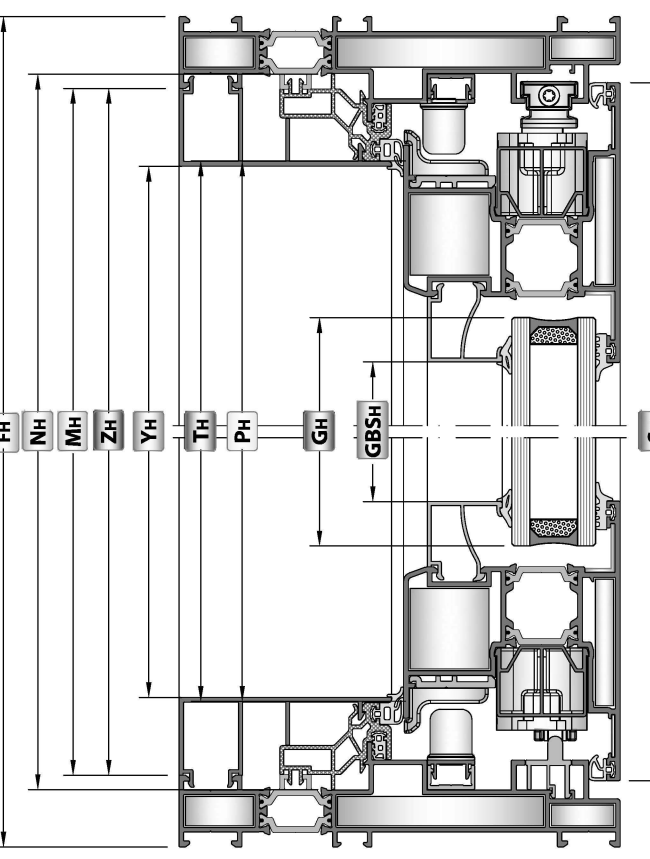
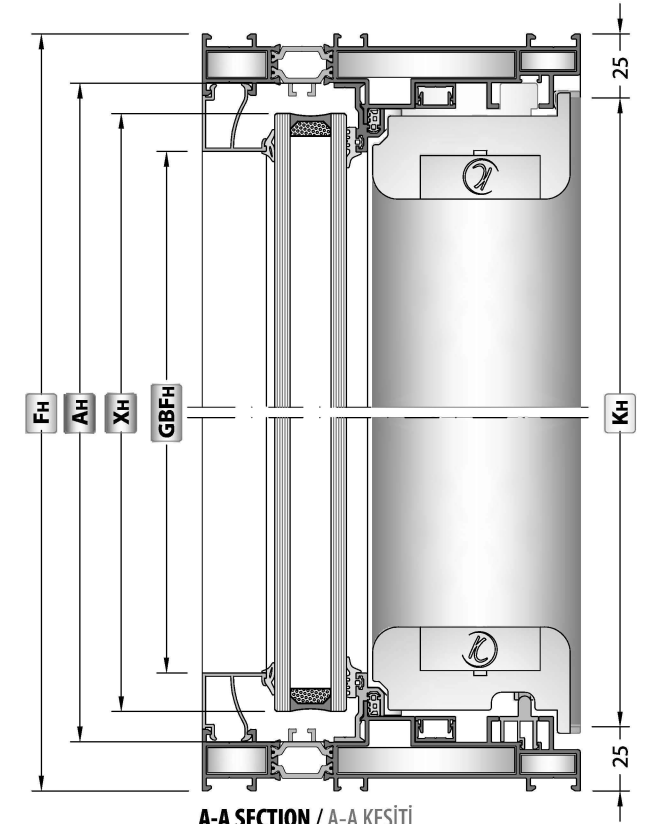
Code Kod	Quantity Miktar	Picture Resim
CC-101-23.4	4 Pcs / Adet	
CC-101-69.5	4 Pcs / Adet	
CC-105-06.7	4 Pcs / Adet	
CC-107-21.6	4 Pcs / Adet	
CC-120-26.7	4 Pcs / Adet	
CC-903-22.5	2 Pcs / Adet	
CC72-901-22.5	2 Pcs / Adet	
EM58-22	4 Pcs / Adet	
MK-20.1	4 Pcs / Adet	

GASKETS / FİTİLLER

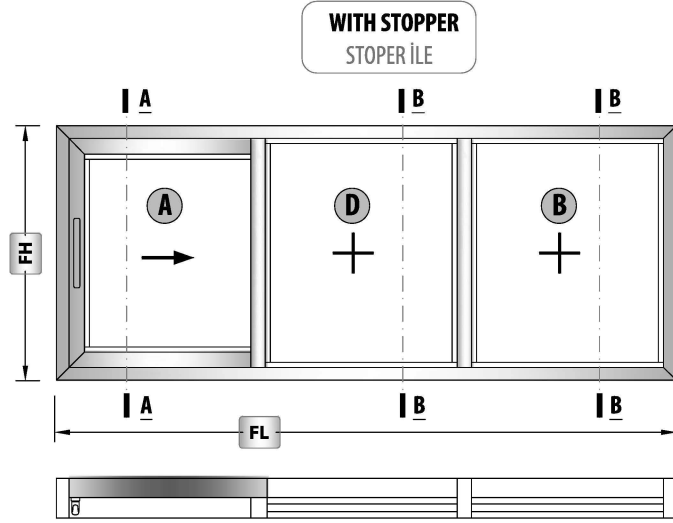
Code Kod	Quantity Miktar	Picture Resim
EM1-02	2*XL + XH + GL + GH	
EM2-03	2*XL + XH + GL + GH	
EM72ES-11	2*ZL + 2*YH	
EM72ES-12	2*FL + 3*FH	
EM72ES-21	2*SL + SH	
EM72ES-51	SH	

PLASTIC ACCESSORIES / PLASTİK AKSESUARLAR

Code Kod	Description Açıklama	Quantity (pcs-m) Miktar (Paket)	Picture Resim
EM72ES-101L	Weather Strip Set Hava Kesici Takımı Left / Sol	1 Set / Takım	
EM72ES-102	Insulation Plastic İzolasyon Plastiği	1 Set / Takım	
EM72ES-201	Clamping Main Plastic Kenet Gövde Plastiği	1 Set / Takım	
EM72ES-501	Clamping Accessories Set Kenet aksesuar Takımı	1 Set / Takım	
EM70LS-10	Drainage Cap Tahliye Kapagı	3 Pcs / Adet	
EM72ES-701	Pulley and Soft Close Adapter Plastic Rulman ve Soft Close Plastiği	Sash Weight <150kg 4 Pcs / Adet	
		Sash Weight >150kg 8 Pcs / Adet	
		1 pcs Soft Close 2 Pcs / Adet	



CUTTING SIZE / KESİM ÖLÇÜLERİ



✓ Please look at the assembly drawings for mechanical treatment.
Mekanik işlemler için lütfen uygulama detayları bölümüne bakınız.

FIXED GLASS / SABİT CAMI

Code Kod	Drawing Çizim	Quantity Miktar	Dimensions (mm) Boyutlar
Glass Cam		2 Pcs / Adet	XL XH = FH - 62

SASH GLASS / KANAT CAMI

Code Kod	Drawing Çizim	Quantity Miktar	Dimensions (mm) Boyutlar
Glass Cam		1 Pcs / Adet	GL = XL - 124.5 GH = FH - 201

PROFILES / PROFİLLER

Code Kod	Drawing Çizim	Cut Kesim	Quantity Miktar	Dimensions (mm) Boyutlar	Mechanical Treatment Mekanik İşlem
72ES-101-00			2 Pcs / Adet	FL	-
72ES-201-00			2 Pcs / Adet	SL = XL + 32.5	-
72ES-301-00			2 Pcs / Adet	SH = FH - 44.2	-
64T-322-18			1 Pcs / Adet	MH = FH - 48	✓
72ES-512-00			1 Pcs / Adet	MH = FH - 48	✓
72ES-501-00			2 Pcs / Adet	AL = XL + 12.1	✓
72ES-401-00			1 Pcs / Adet	AH = FH - 38.4	-
72ES-402-00			2 Pcs / Adet	BL = XL - 14.7	✓
72ES-502-00			1 Pcs / Adet	KH = FH - 49.2	✓
72ES-511-00			2 Pcs / Adet	YH = FH - 100	-
72ES-513-00			2 Pcs / Adet	ZL = XL - 7.9	✓
72ES-514-00			1 Pcs / Adet	TH = FH - 97	-
72ES-521-00			1 Pcs / Adet	RL = FL - 38	-
08-112-00			2 Pcs / Adet	XL - 58.6	-
EM72-11			2 Pcs / Adet	XL - 2.2	-
EM72-51			2 Pcs / Adet	XL + 12.3	-
EM72-21			2 Pcs / Adet	XL - 58.6	-
			2 Pcs / Adet	XL - 2.2	-
			2 Pcs / Adet	XL + 12.3	-
			1 Pcs / Adet	XL - 58.6	-
			2 Pcs / Adet	XL - 2.2	-
			2 Pcs / Adet	XL + 12.3	-
			2 Pcs / Adet	XL + 12.3	-
			1 Pcs / Adet	SH - 70.4	-
			2 Pcs / Adet	100 mm	-
			4 Pcs / Adet	GBFL = XL + 14	-
			4 Pcs / Adet	GBFH = FH - 92	-
			2 Pcs / Adet	GBSL = XL - 110.5	-
			2 Pcs / Adet	GBSH = FH - 231.2	-
			2 Pcs / Adet	NL = XL + 1.7	-
			2 Pcs / Adet	NH = FH - 38.4	-
			1 Pcs / Adet	FH - 97	-
			Order Quantity Sipariş Miktarı	2*(SL+SH) - 1000	-

CORNER JOINTS / KÖŞE BAĞLANTILAR

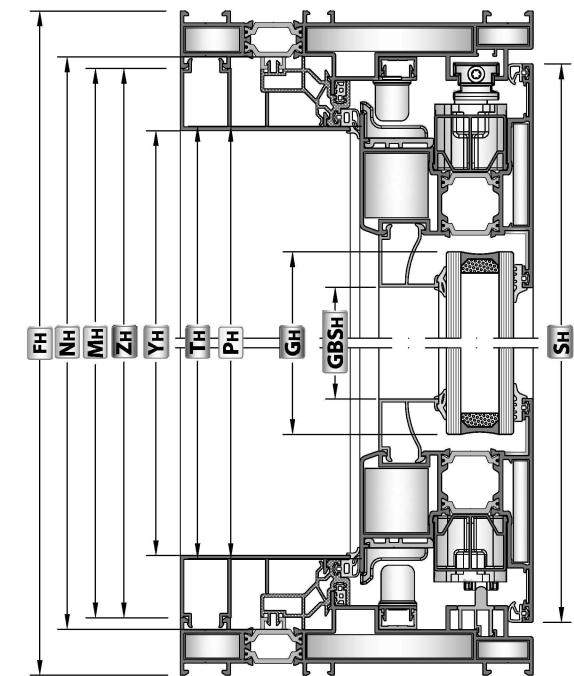
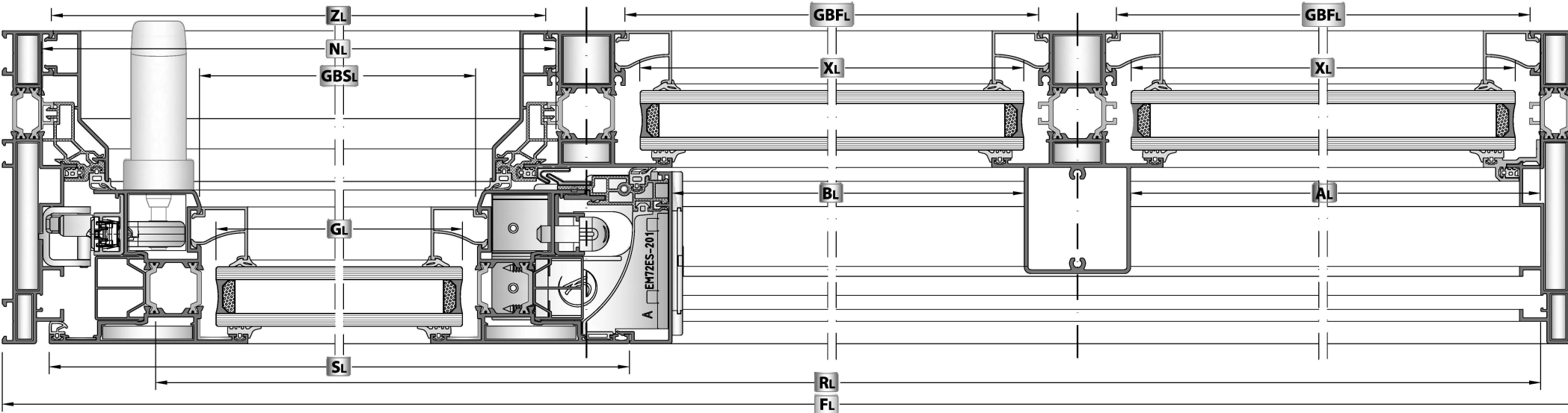
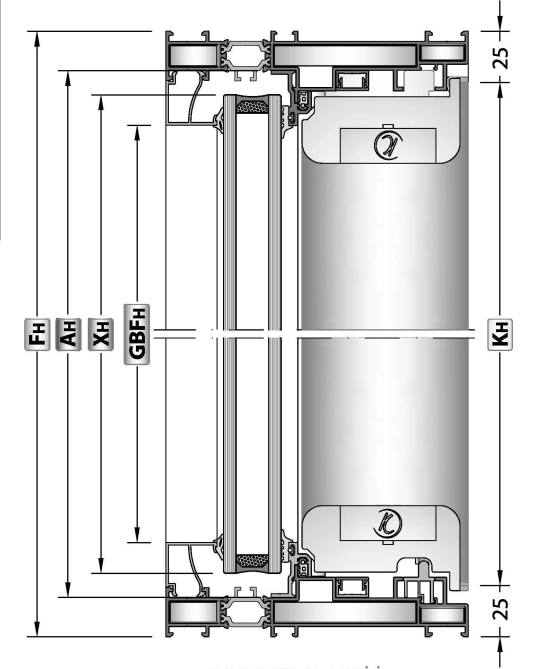
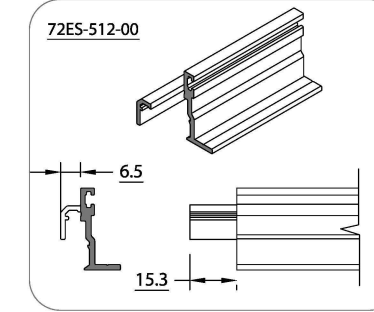
Code Kod	Quantity Miktar	Picture Resim
CC-101-23.4	4 Pcs / Adet	
CC-101-69.5	4 Pcs / Adet	
CC-105-06.7	4 Pcs / Adet	
CC-107-21.6	4 Pcs / Adet	
CC-120-26.7	4 Pcs / Adet	
CC-903-22.5	4 Pcs / Adet	
CC72-901-22.5	4 Pcs / Adet	
EM58-22	4 Pcs / Adet	
MK-20.1	4 Pcs / Adet	

PLASTIC ACCESSORIES / PLASTİK AKSESUARLAR

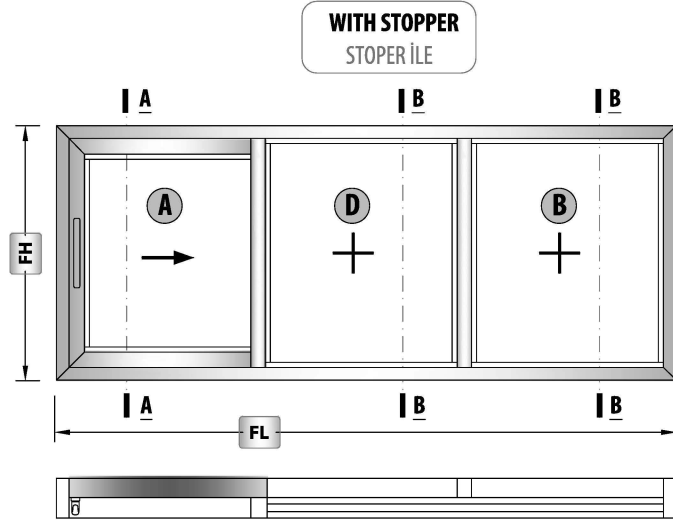
Code Kod	Description Açıklama	Quantity (pcs-m) Miktar (Paket)	Picture Resim
EM72ES-101L	Weather Strip Set Hava Kesici Takımı Left / Sol	1 Set / Takım	
EM72ES-102	Insulation Plastic İzolasyon Plastij	1 Set / Takım	
EM72ES-201	Clamping Main Plastic Kenet Gövde Plastij	1 Set / Takım	
EM72ES-501	Clamping Accessories Set Kenet Aksesuar Takımı	1 Set / Takım	
EM70LS-10	Drainage Cap Tahliye Kapak	3 Pcs / Adet	
EM72ES-701	Pulley and Soft Close Adapter Plastic Rulman ve Soft Close Plastij	Sash Weight <150kg 4 Pcs / Adet Sash Weight >150kg 8 Pcs / Adet 1 pcs Soft Close 2 Pcs / Adet	

GASKETS / FİTİLLER

Code Kod	Quantity Miktar	Picture Resim
EM1-02	2*XL + 2*XH + GL + GH	
EM2-03	2*XL + 2*XH + GL + GH	
EM72ES-11	2*ZL + 2*YH	
EM72ES-12	2*FL + 3*FH	
EM72ES-21	2*SL + SH	
EM72ES-51	SH	



CUTTING SIZE / KESİM ÖLÇÜLERİ



✓ Please look at the assembly drawings for mechanical treatment.
Mekanik işlemler için lütfen uygulama detayları bölümüne bakınız.

FIXED GLASS / SABİT CAMI

Code Kod	Drawing Çizim	Quantity Miktar	Dimensions (mm) Boyutlar
Glass Cam		2 Pcs / Adet	XL XH = FH - 62

SASH GLASS / KANAT CAMI

Code Kod	Drawing Çizim	Quantity Miktar	Dimensions (mm) Boyutlar
Glass Cam		1 Pcs / Adet	GL = XL - 124.5 GH = FH - 201

PROFILES / PROFİLLER

Code Kod	Drawing Çizim	Cut Kesim	Quantity Miktar	Dimensions (mm) Boyutlar	Mechanical Treatment Mekanik İşlem
72ES-101-00			2 Pcs / Adet	FL	-
72ES-201-00			2 Pcs / Adet	SL = XL + 32.5	-
72ES-301-00			2 Pcs / Adet	SH = FH - 44.2	-
64T-302-18			1 Pcs / Adet	MH = FH - 48	✓
72ES-512-00			1 Pcs / Adet	MH = FH - 48	✓
72ES-501-00			2 Pcs / Adet	AL = XL + 37.1	✓
72ES-401-00			1 Pcs / Adet	AH = FH - 38.4	-
72ES-402-00			2 Pcs / Adet	BL = XL + 10.3	✓
72ES-502-00			1 Pcs / Adet	KH = FH - 49.2	✓
72ES-511-00			2 Pcs / Adet	YH = FH - 100	-
72ES-513-00			2 Pcs / Adet	ZL = XL - 7.9	✓
72ES-514-00			1 Pcs / Adet	TH = FH - 97	-
72ES-521-00			1 Pcs / Adet	RL = FL - 38	-
08-112-00			2 Pcs / Adet	XL - 58.6	-
EM72-11			2 Pcs / Adet	2XL + 60.1	-
EM72-51			2 Pcs / Adet	XL - 58.6	-
EM72-21			2 Pcs / Adet	2XL + 60.1	-
			1 Pcs / Adet	SH - 70.4	-
			2 Pcs / Adet	100 mm	-
			4 Pcs / Adet	GBFL = XL + 14	-
			4 Pcs / Adet	GBFH = FH - 92	-
			2 Pcs / Adet	GBSL = XL - 110.5	-
			2 Pcs / Adet	GBSH = FH - 231.2	-
			2 Pcs / Adet	NL = XL + 1.7	-
			2 Pcs / Adet	NH = FH - 38.4	-
			1 Pcs / Adet	FH - 97	-
			Order Quantity Sipariş Miktarı	2*(SL+SH) - 1000	-

CORNER JOINTS / KÖŞE BAĞLANTILAR

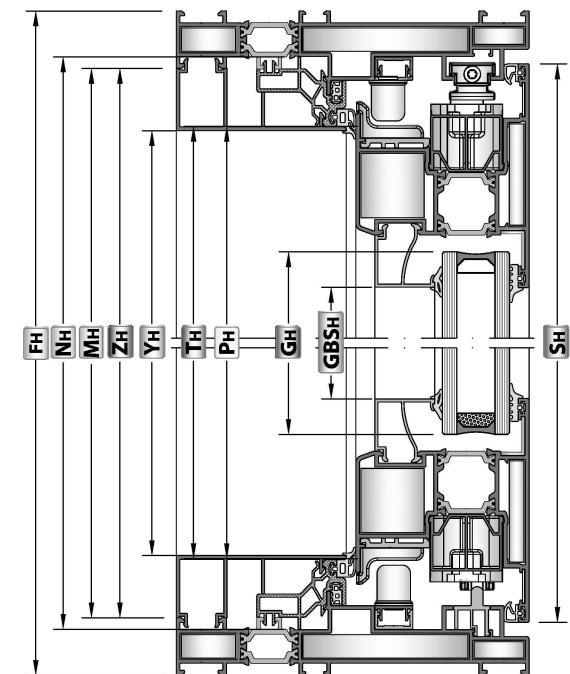
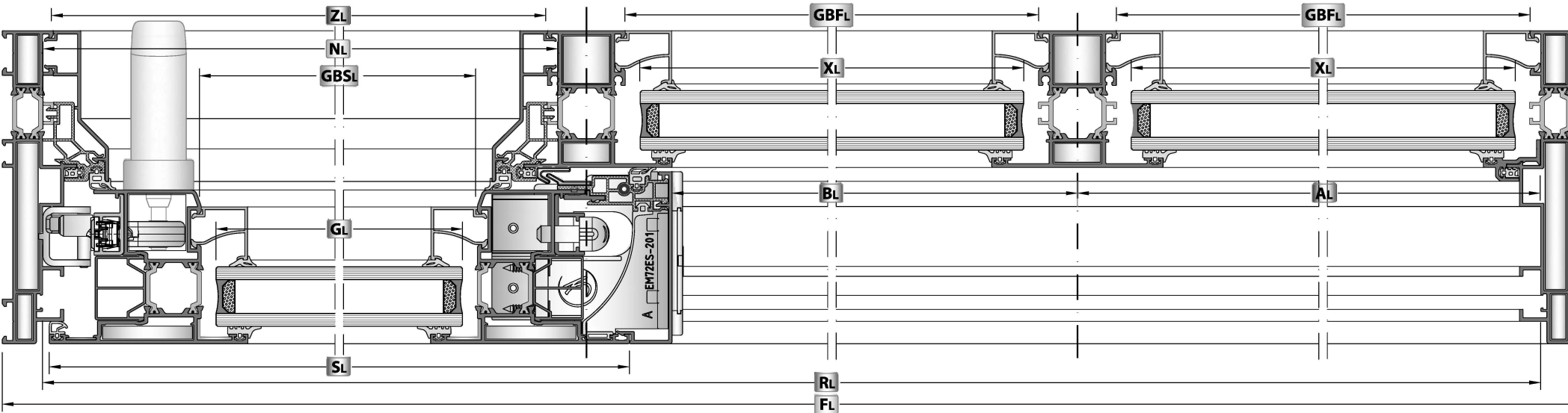
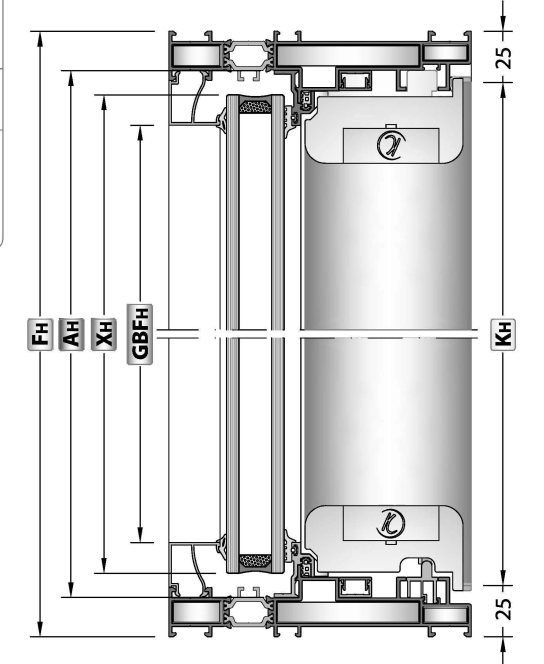
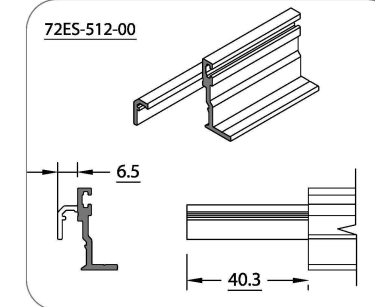
Code Kod	Quantity Miktar	Picture Resim
CC-101-23.4	4 Pcs / Adet	
CC-101-69.5	4 Pcs / Adet	
CC-105-06.7	4 Pcs / Adet	
CC-107-21.6	4 Pcs / Adet	
CC-120-26.7	4 Pcs / Adet	
CC-903-22.5	4 Pcs / Adet	
CC72-901-22.5	4 Pcs / Adet	
EM58-22	4 Pcs / Adet	
MK-20.1	4 Pcs / Adet	

GASKETS / FİTİLLER

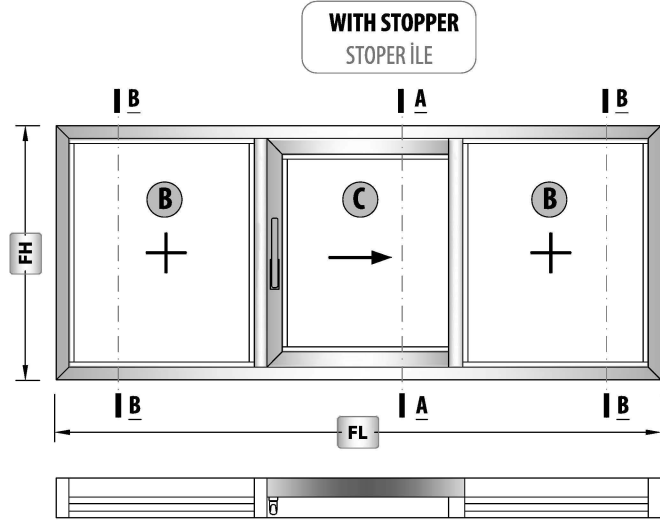
Code Kod	Quantity Miktar	Picture Resim
EM1-02	2*XL + 2*XH + GL + GH	
EM2-03	2*XL + 2*XH + GL + GH	
EM72ES-11	2*ZL + 2*YH	
EM72ES-12	2*FL + 3*FH	
EM72ES-21	2*SL + SH	
EM72ES-51	SH	

PLASTIC ACCESSORIES / PLASTİK AKSESUARLAR

Code Kod	Description Açıklama	Quantity (pcs-m) Miktar (Paket)	Picture Resim
EM72ES-101L	Weather Strip Set Hava Kesici Takımı Left / Sol	1 Set / Takım	
EM72ES-102	Insulation Plastic İzolasyon Plastij	1 Set / Takım	
EM72ES-201	Clamping Main Plastic Kenet Gövde Plastij	1 Set / Takım	
EM72ES-501	Clamping Accessories Set Kenet Aksesuar Takımı	1 Set / Takım	
EM70LS-10	Drainage Cap Tahliye Kapağı	3 Pcs / Adet	
EM72ES-701	Pulley and Soft Close Adapter Plastic Rulman ve Soft Close Plastij	Sash Weight <150kg 4 Pcs / Adet Sash Weight >150kg 8 Pcs / Adet 1 pcs Soft Close 2 Pcs / Adet	



CUTTING SIZE / KESİM ÖLÇÜLERİ



✓ Please look at the assembly drawings for mechanical treatment.
Mekanik işlemler için lütfen uygulama detayları bölümüne bakınız.

FIXED GLASS / SABİT CAMI

Code Kod	Drawing Çizim	Quantity Miktar	Dimensions (mm) Boyutlar
Glass Cam		2 Pcs / Adet	XL XH = FH - 62

SASH GLASS / KANAT CAMI

Code Kod	Drawing Çizim	Quantity Miktar	Dimensions (mm) Boyutlar
Glass Cam		1 Pcs / Adet	GL = XL - 124.5 GH = FH - 201

PROFILES / PROFİLLER

Code Kod	Drawing Çizim	Cut Kesim	Quantity Miktar	Dimensions (mm) Boyutlar	Mechanical Treatment Mekanik İşlem
72ES-101-00			2 Pcs / Adet	FL	-
72ES-201-00			2 Pcs / Adet	SL = XL + 32.4	-
72ES-301-00			2 Pcs / Adet	SH = FH - 44.2	-
72ES-301-00			1 Pcs / Adet	MH = FH - 48	✓
72ES-302-18			1 Pcs / Adet	MH = FH - 48	✓
72ES-512-00			4 Pcs / Adet	AL = XL - 3.2	-
72ES-512-00			2 Pcs / Adet	AH = FH - 38.4	-
72ES-501-00			1 Pcs / Adet	KH = FH - 49.2	✓
72ES-401-00			2 Pcs / Adet	YH = FH - 100	-
72ES-402-00			2 Pcs / Adet	ZL = XL - 8	✓
72ES-502-00			1 Pcs / Adet	TH = FH - 97	-
72ES-511-00			1 Pcs / Adet	RL = FL - 38	-
72ES-513-00			2 Pcs / Adet	XL + 9.5	-
72ES-513-00			2 Pcs / Adet	XL - 58,7	-
72ES-514-00			2 Pcs / Adet	XL - 58,7	-
72ES-521-00			1 Pcs / Adet	SH - 70.4	-
72ES-521-00			2 Pcs / Adet	100 mm	-
08-112-00			4 Pcs / Adet	GBFL = XL + 14	-
08-112-00			4 Pcs / Adet	GBFH = FH - 92	-
08-112-00			2 Pcs / Adet	GBSL = XL - 110.5	-
08-112-00			2 Pcs / Adet	GBSH = FH - 231.2	-
EM72-11			2 Pcs / Adet	NL = XL + 1.6	-
EM72-51			2 Pcs / Adet	NH = FH - 38.4	-
EM72-21			1 Pcs / Adet	FH - 97	-
EM72-21			Order Quantity Sipariş Miktarı	2*(SL+SH) - 1000	-

CORNER JOINTS / KÖŞE BAĞLANTILAR

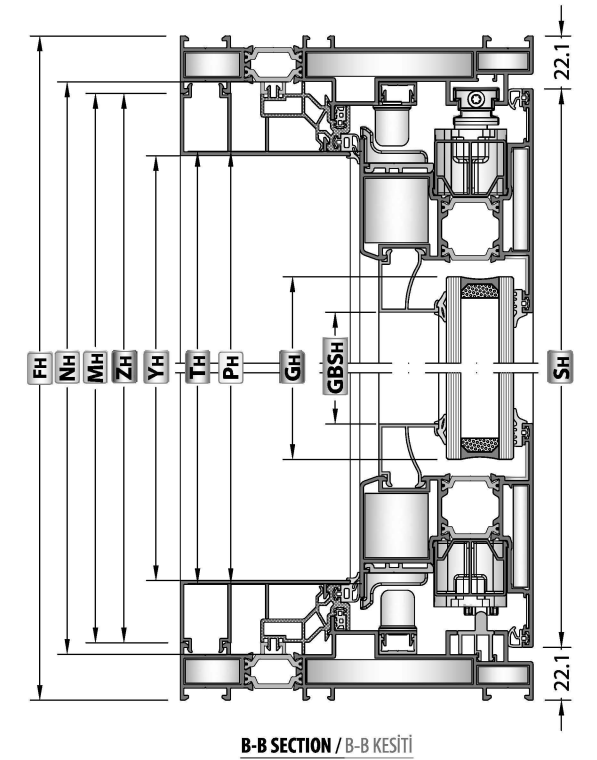
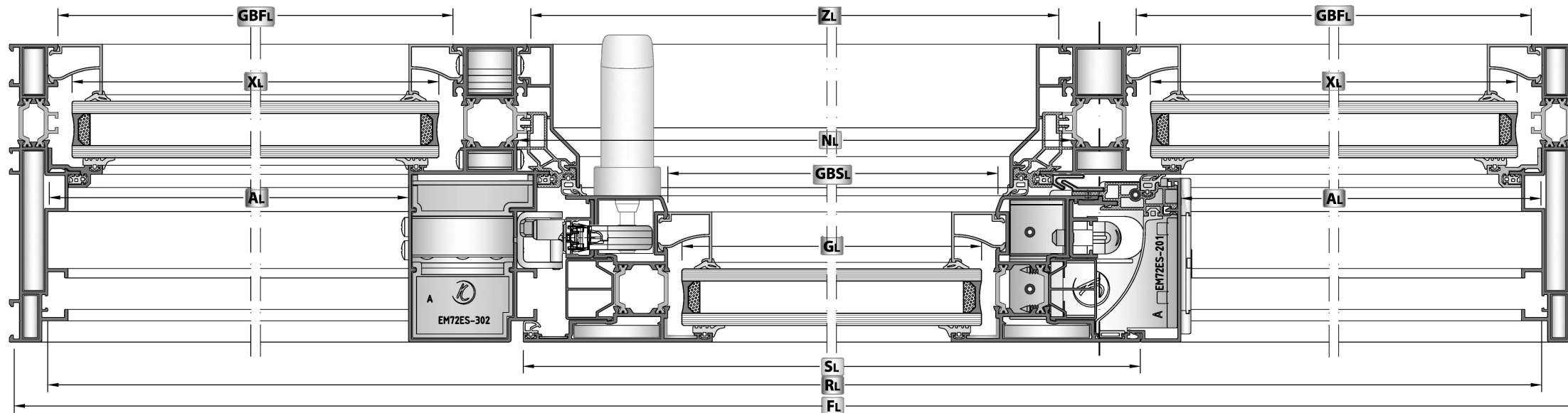
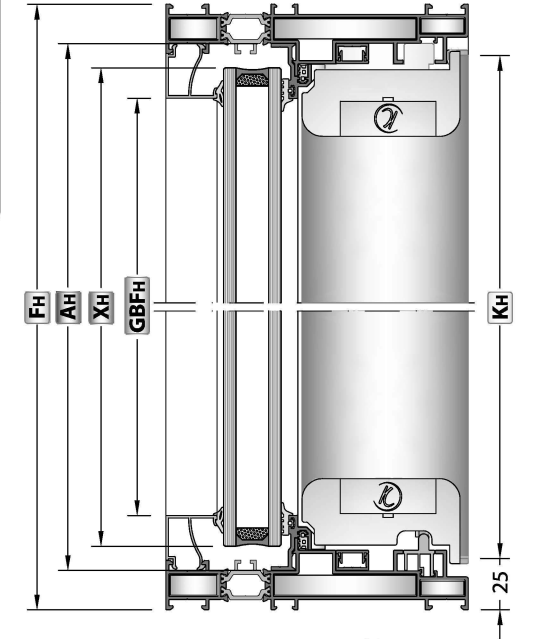
Code Kod	Quantity Miktar	Picture Resim
CC-101-23.4	4 Pcs / Adet	
CC-101-69.5	4 Pcs / Adet	
CC-105-06.7	4 Pcs / Adet	
CC-107-21.6	4 Pcs / Adet	
CC-120-26.7	4 Pcs / Adet	
CC-903-22.5	4 Pcs / Adet	
CC72-901-22.5	2 Pcs / Adet	
CC72-902-50.1	2 Pcs / Adet	
EM58-22	4 Pcs / Adet	
MK-20.1	4 Pcs / Adet	

GASKETS / FİTİLLER

Code Kod	Quantity Miktar	Picture Resim
EM1-02	2*XL + 2*XH + GL + GH	
EM2-03	2*XL + 2*XH + GL + GH	
EM72ES-11	2*ZL + 2*YH	
EM72ES-12	2*FL + 3*FH	
EM72ES-21	2*SL + SH	
EM72ES-51	SH	

PLASTIC ACCESSORIES / PLASTİK AKSESUARLAR

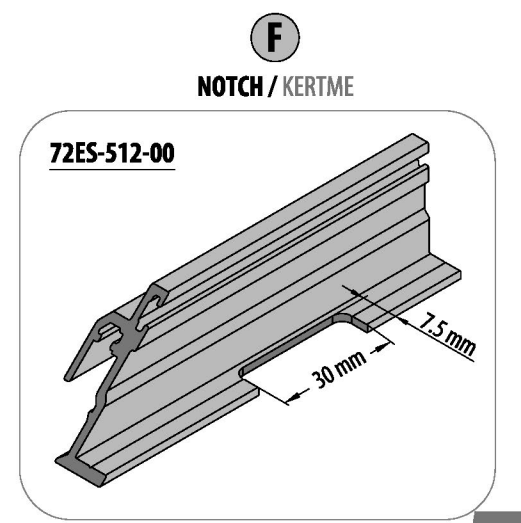
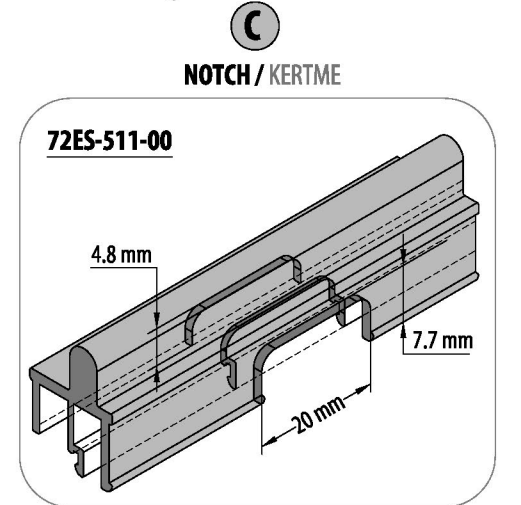
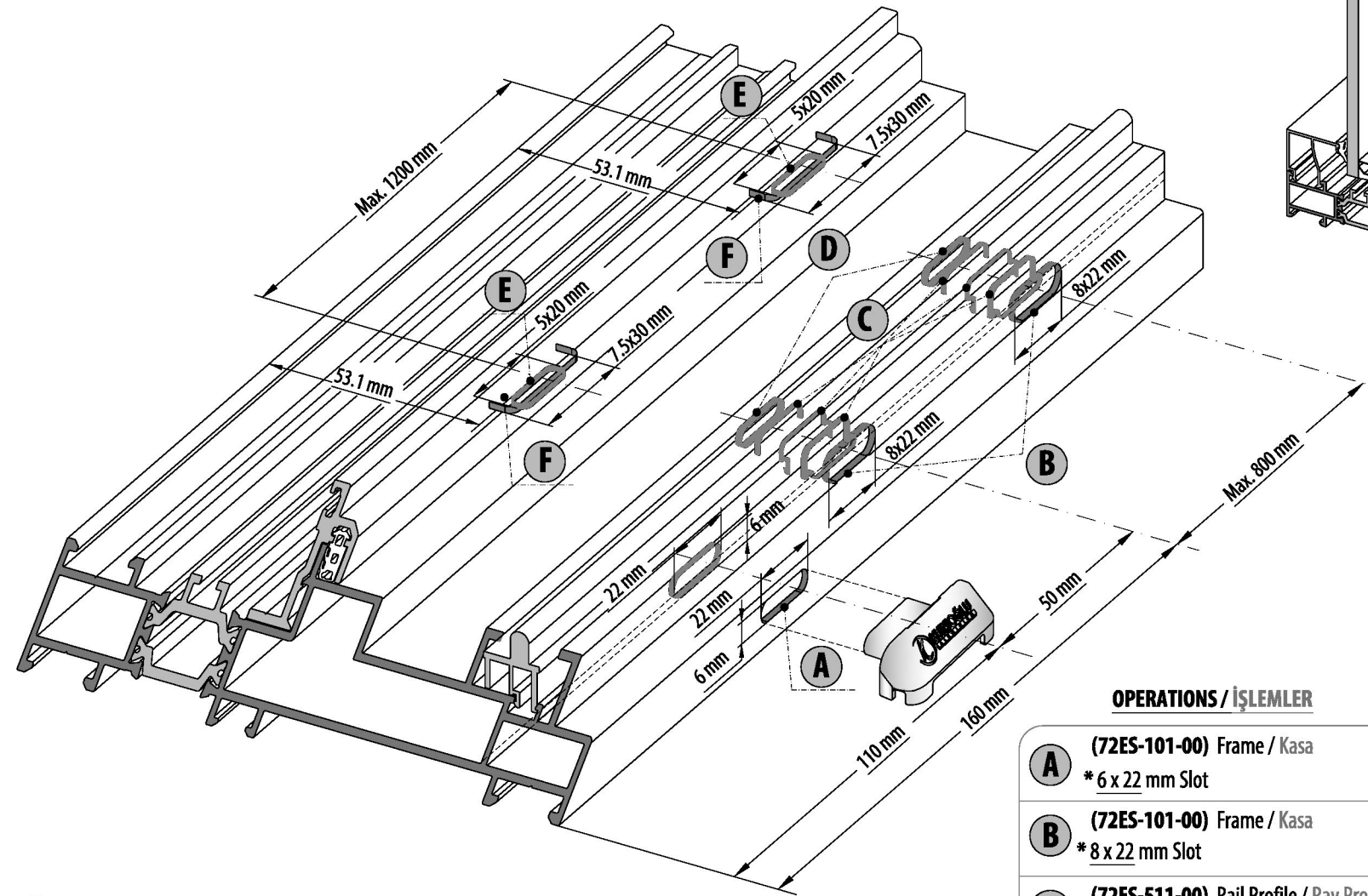
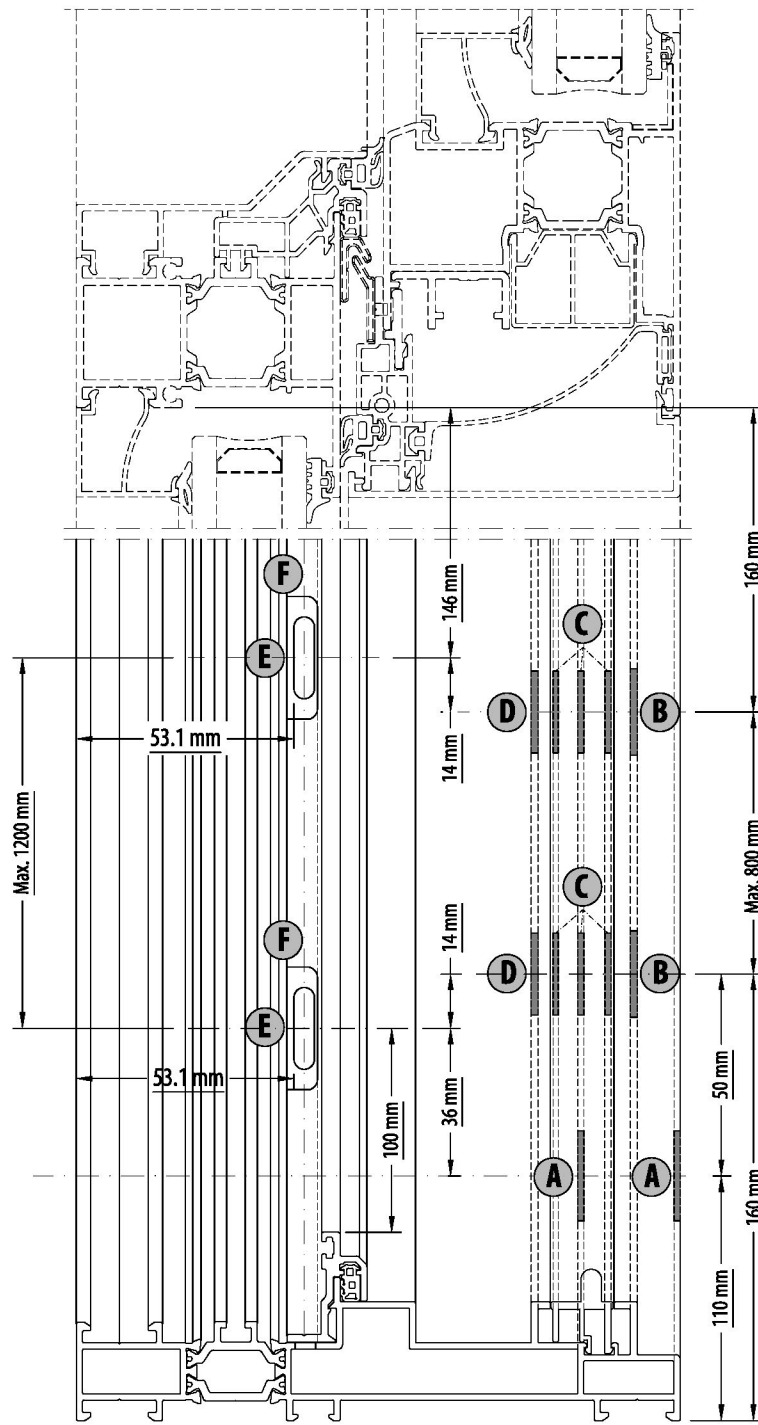
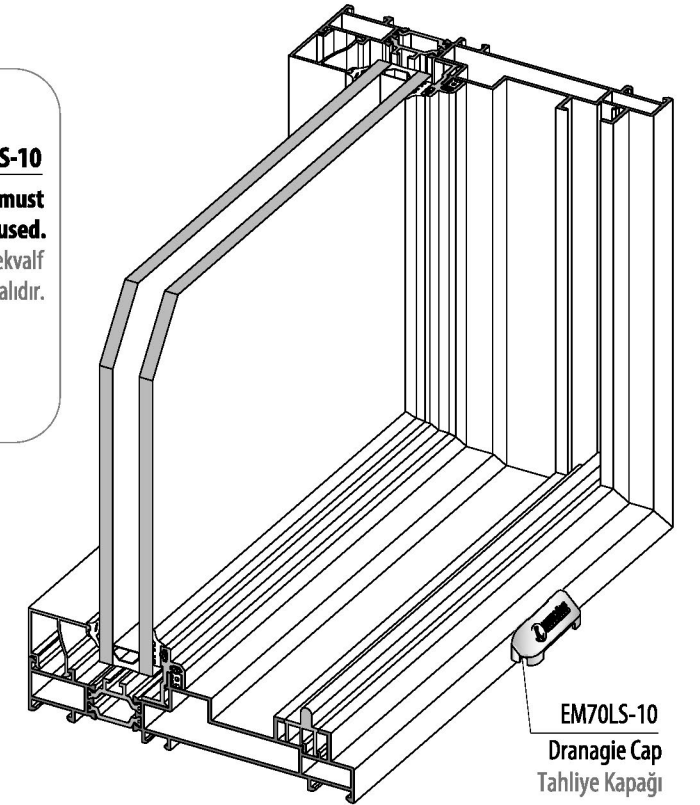
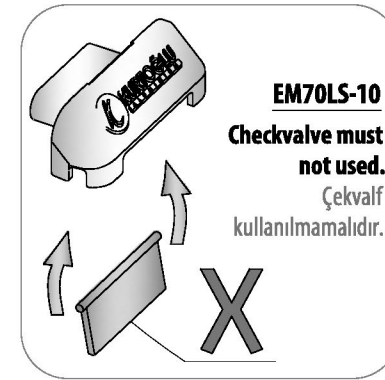

Code Kod	Description Açıklama	Quantity (pcs-m) Miktar (Paket)	Picture Resim
EM72ES-101L	Weather Strip Set Hava Kesici Takımı Left / Sol	1 Set / Takım	
EM72ES-102	Insulation Plastic İzolasyon Plastij	1 Set / Takım	
EM72ES-201	Clamping Main Plastic Kenet Gövde Plastij	1 Set / Takım	
EM72ES-501	Clamping Accessories Set Kenet Aksesuar Takımı	1 Set / Takım	
EM70LS-10	Drainage Cap Tahliye Kapağı	3 Pcs / Adet	
EM72ES-701	Pulley and Soft Close Adapter Plastic Rulman ve Soft Close Plastij	Sash Weight <150kg 4 Pcs / Adet Sash Weight >150kg 8 Pcs / Adet 1 pcs Soft Close 2 Pcs / Adet	



72ES

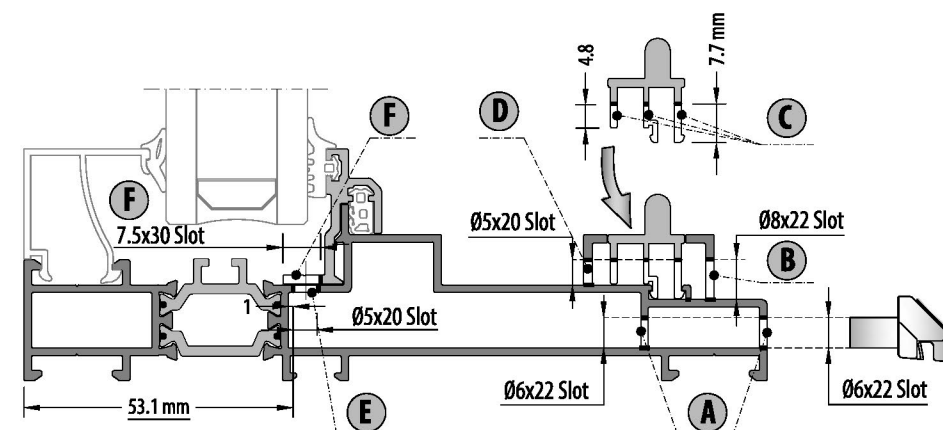
ASSEMBLY DETAILS / MONTAJ DETAYLARI

FIXED SIDE DRAINAGE HOLES / SABİT TARAF TAHLİYE DELİKLERİ

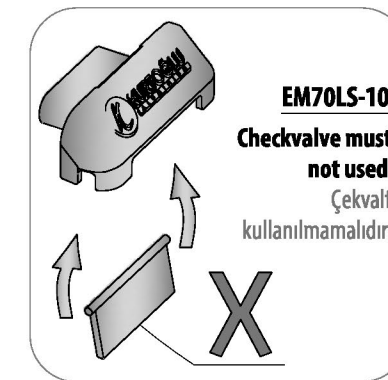
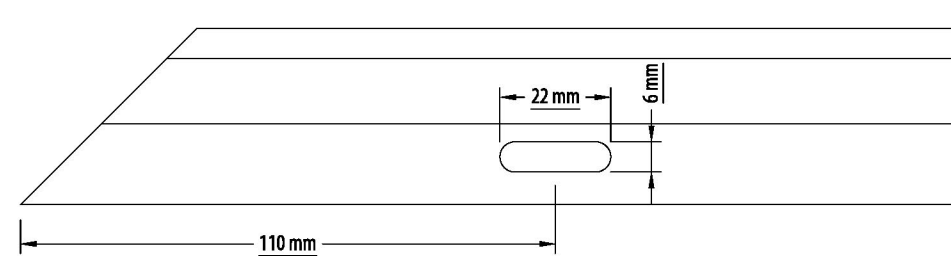
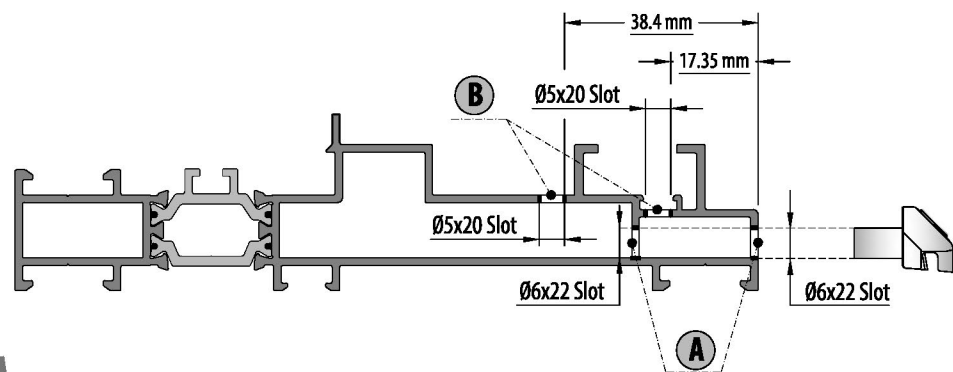
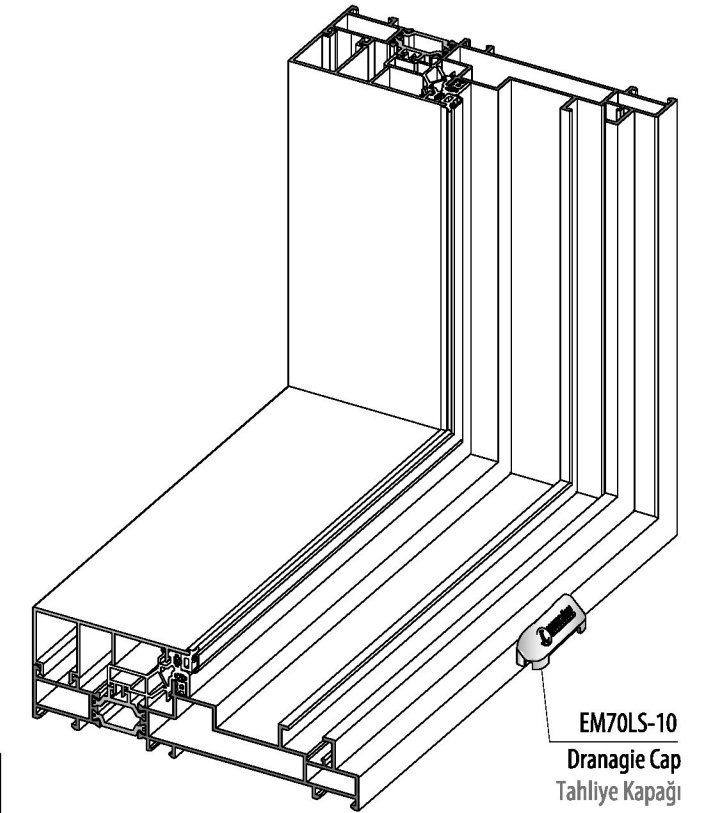
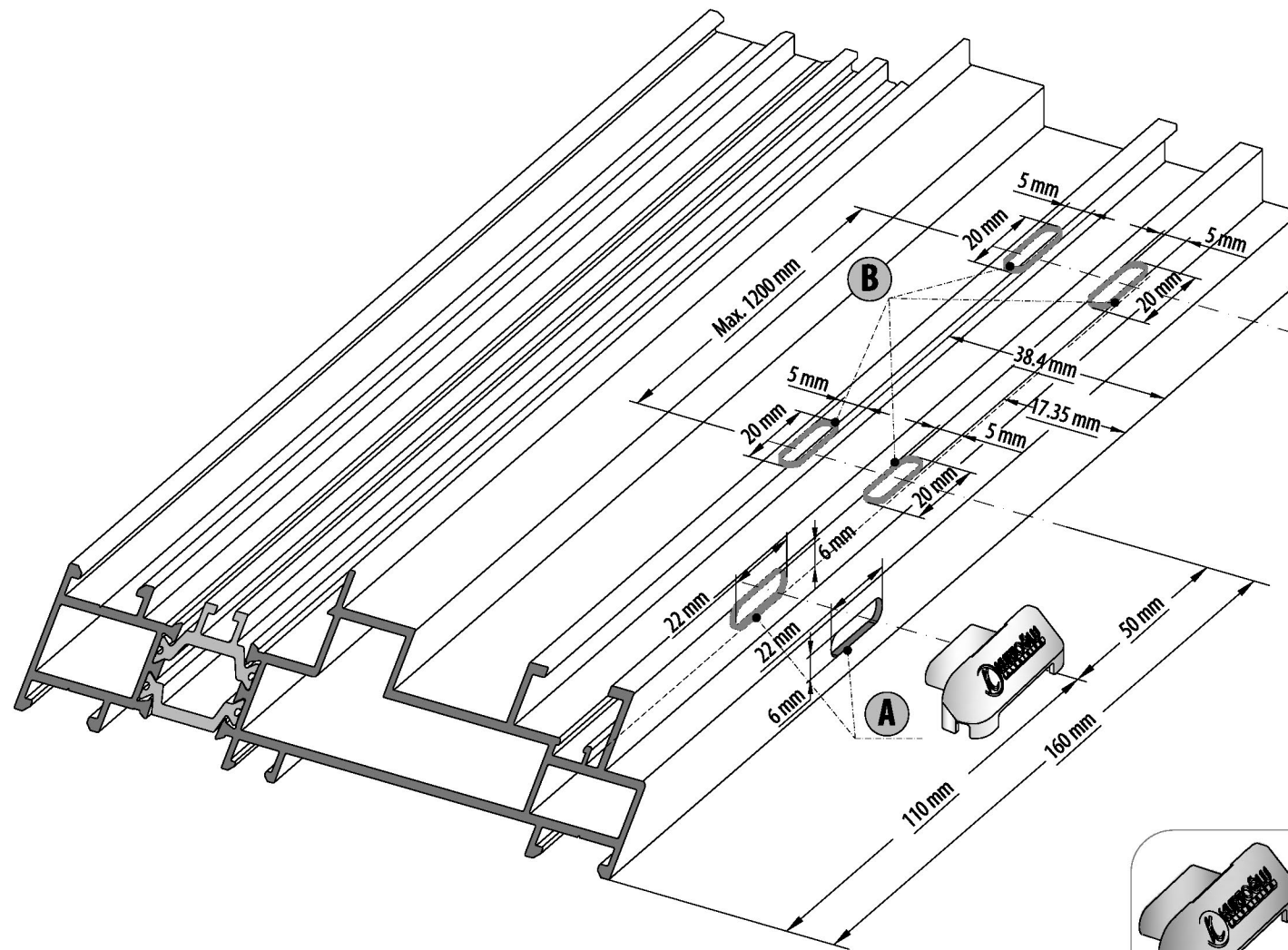
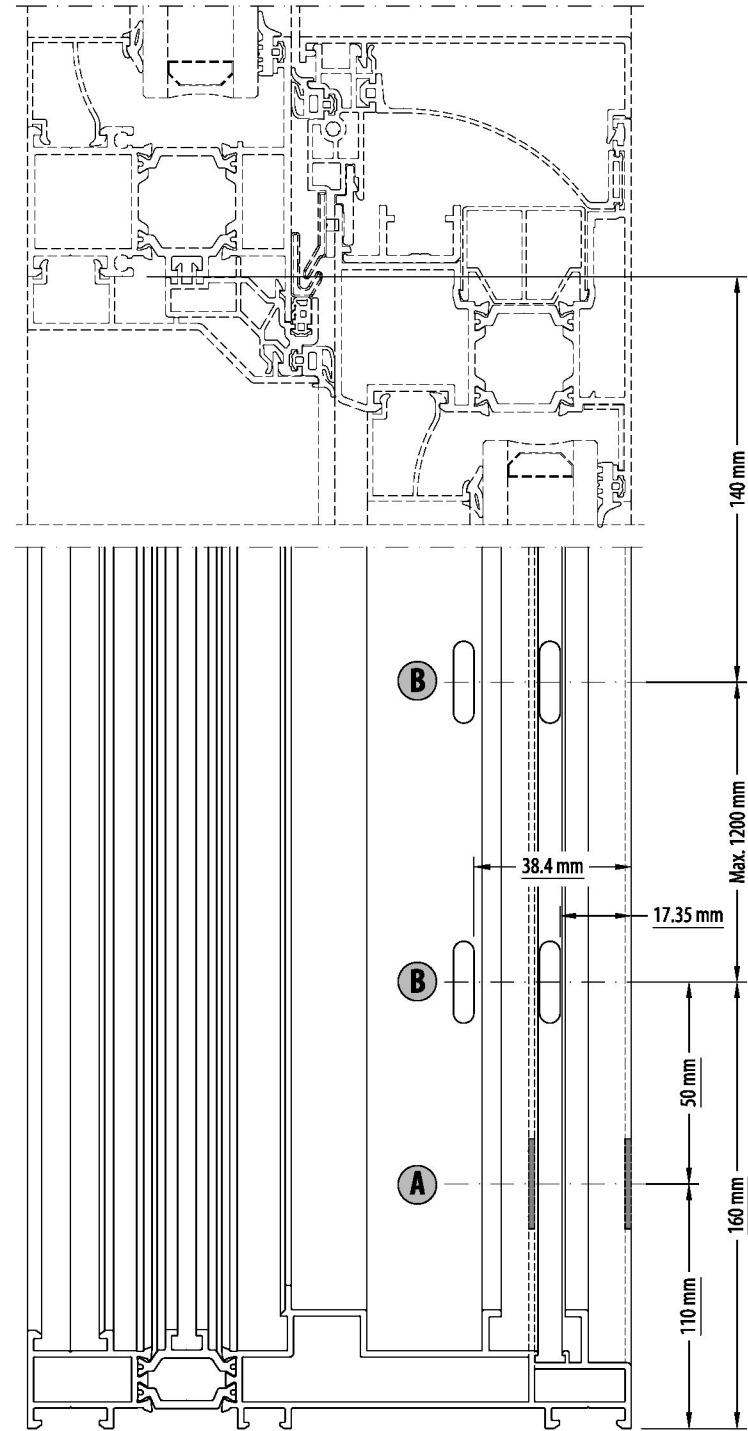
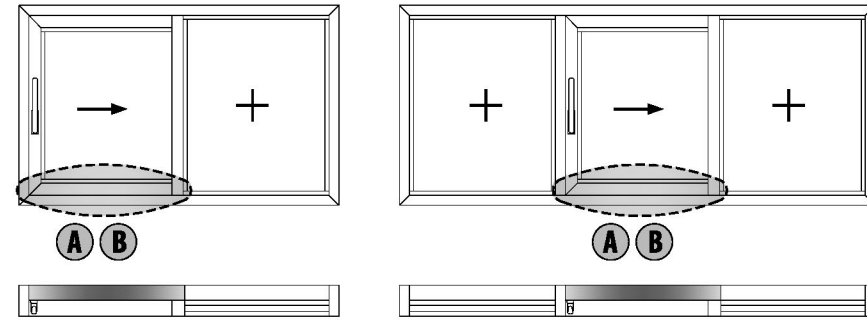


OPERATIONS / İŞLEMLER

- A** (72ES-101-00) Frame / Kasa
* 6 x 22 mm Slot
- B** (72ES-101-00) Frame / Kasa
* 8 x 22 mm Slot
- C** (72ES-511-00) Rail Profile / Ray Profili
* Boşaltma
- D** (72ES-101-00) Frame / Kasa
* 5 x 20 mm Slot
- E** (72ES-101-00) Frame / Kasa
* 5 x 20 mm Slot
- F** (72ES-512-00) Adapter / Adaptör
* 7.5 x 30 mm Boşaltma



FRAME - SASH SIDE DRAINAGE HOLES / KASA - KANAT TARAF TAHLİYE DELİKLERİ

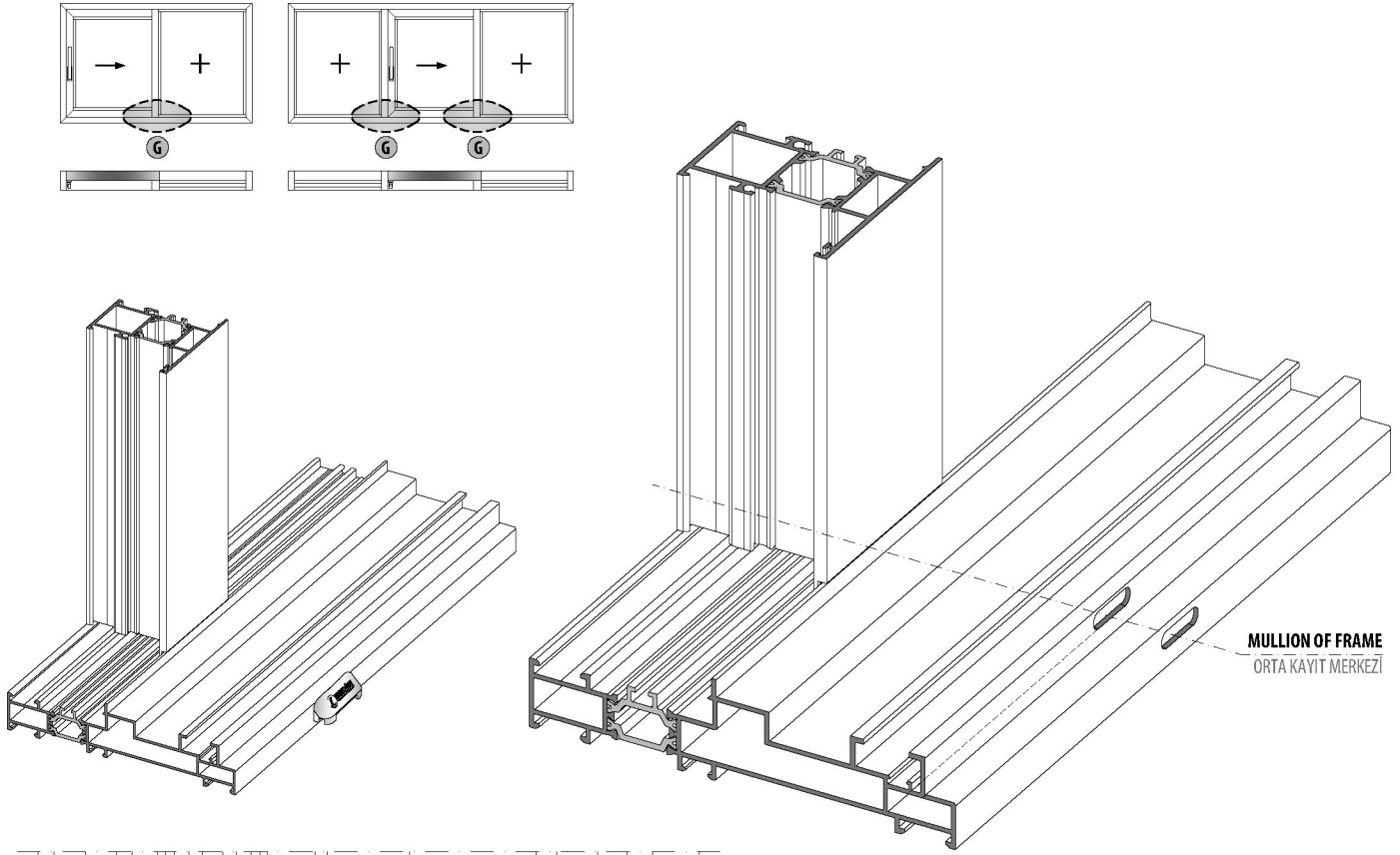


EM70LS-10
Checkvalve must
not used.
Çekvalf
kullanılmamalıdır.

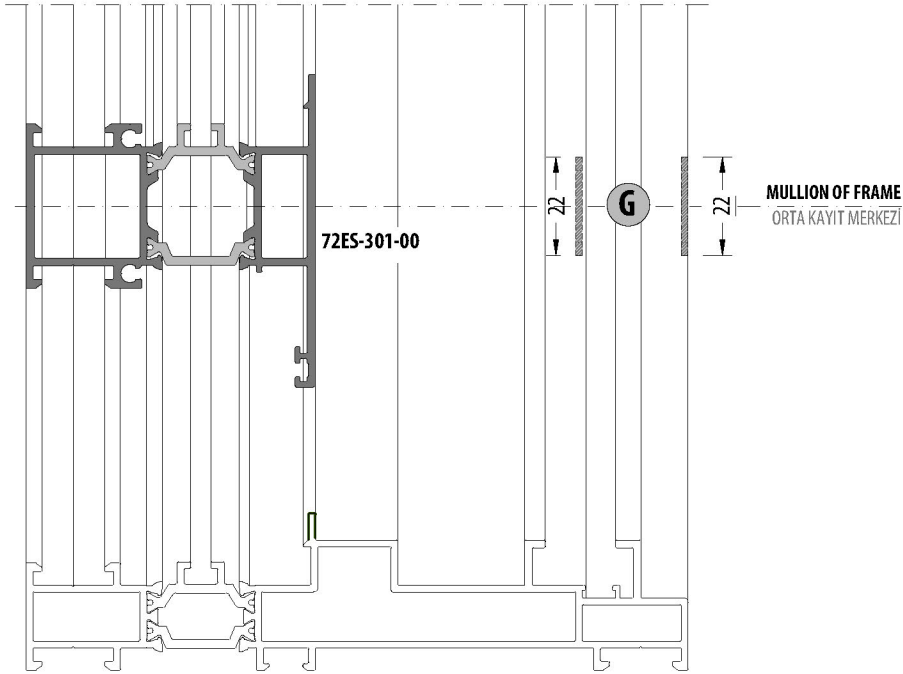
OPERATIONS / İŞLEMLER

- A** (72ES-101-00) Frame / Kasa
* 6 x 22 mm Slot
- B** (72ES-101-00) Frame / Kasa
* 5 x 20 mm Slot

DRANAIGE HOLES / TAHLİYE DELİKLERİ



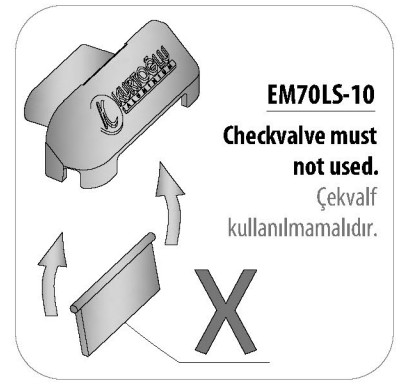
MULLION OF FRAME
ORTA KAYIT MERKEZİ



MULLION OF FRAME
ORTA KAYIT MERKEZİ

72ES-301-00

22
G
22



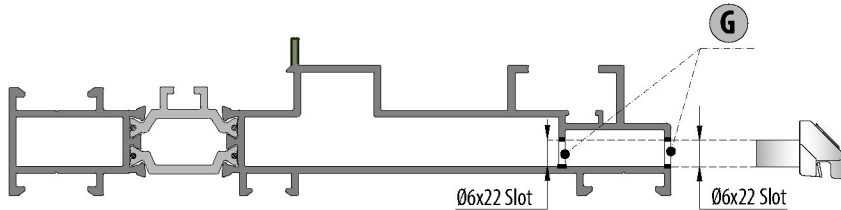
EM70LS-10

Checkvalve must not used.

Çekvalf kullanılmamalıdır.

OPERATIONS / İŞLEMLER

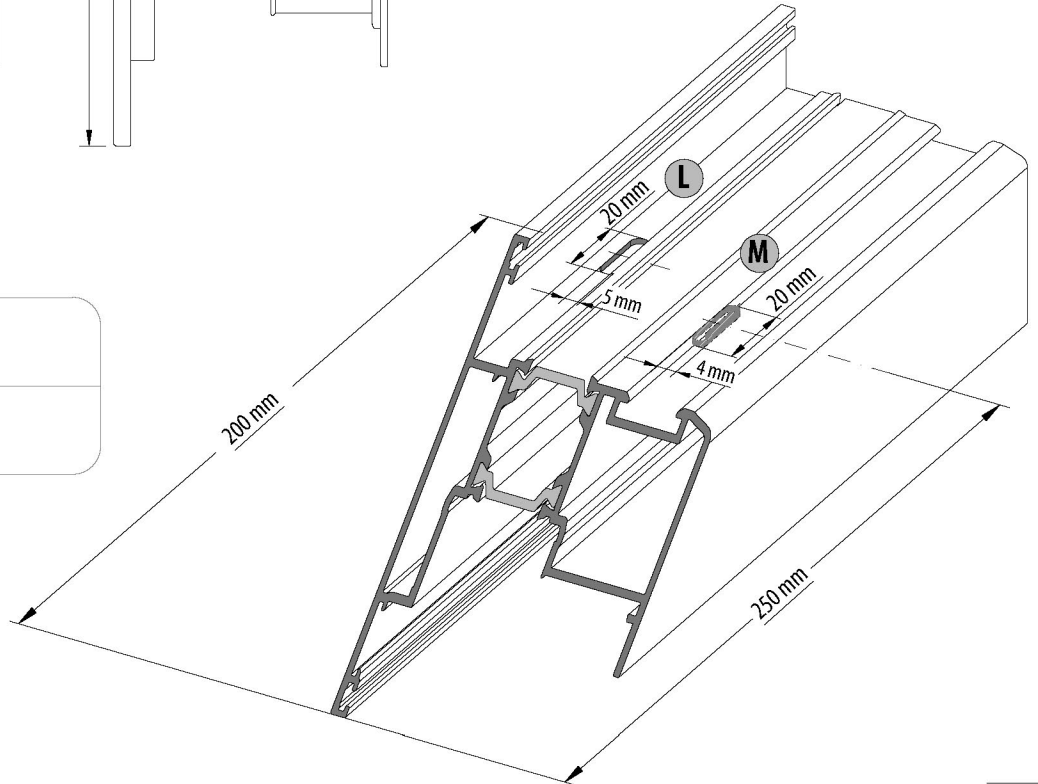
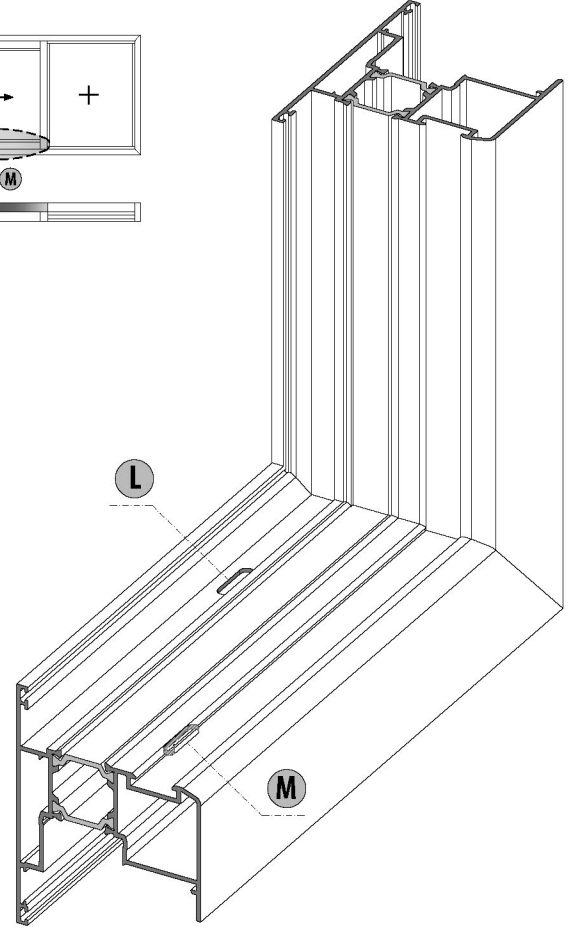
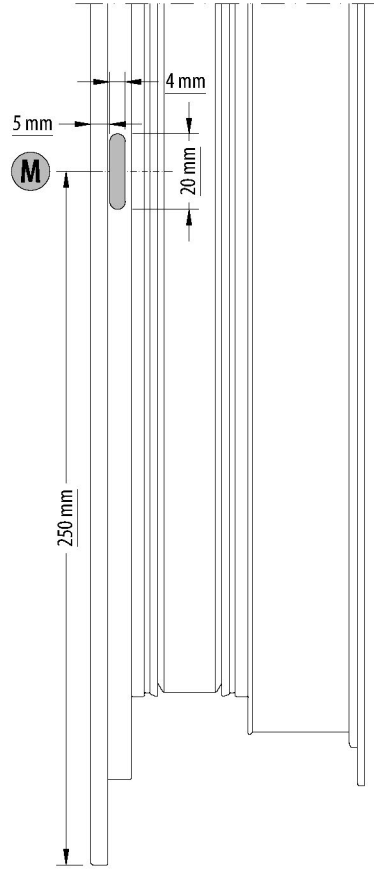
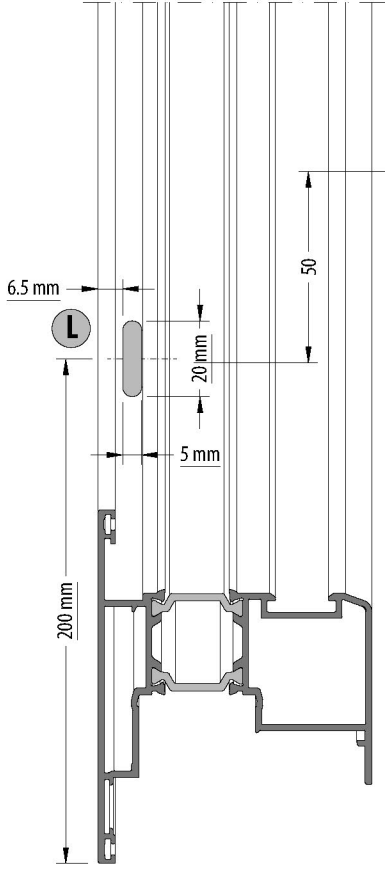
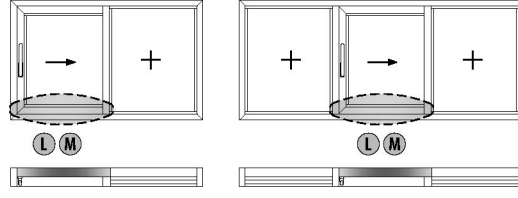
G (72ES-101-00) Frame / Kasa
* 6 x 22 mm Slot



Ø6x22 Slot

Ø6x22 Slot

SASH DRAINAGE HOLES / KANAT TAHLİYE DELİKLERİ

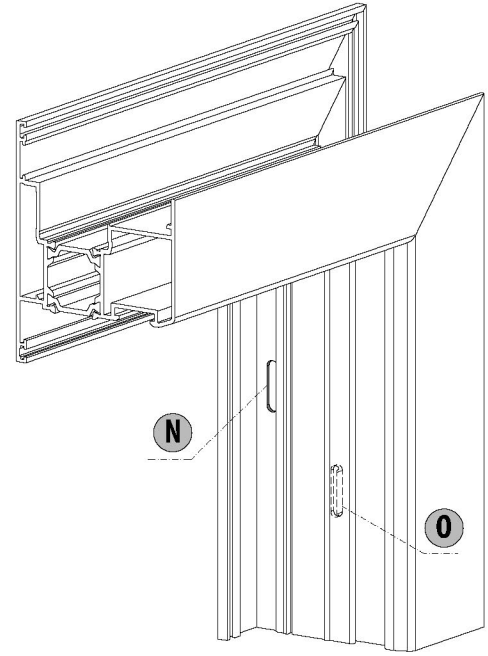
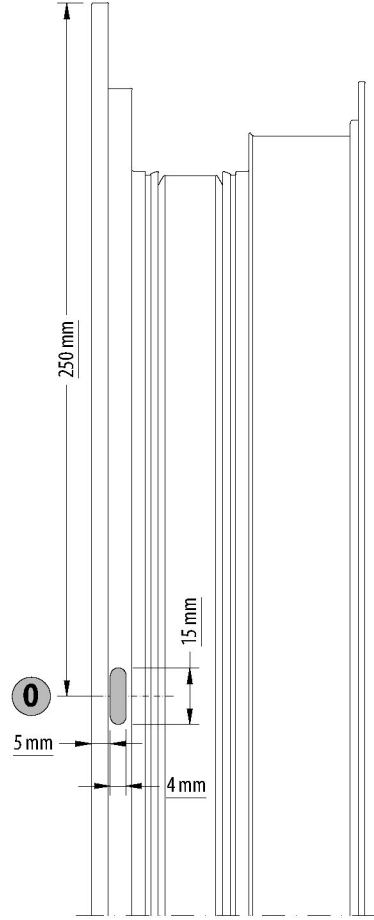
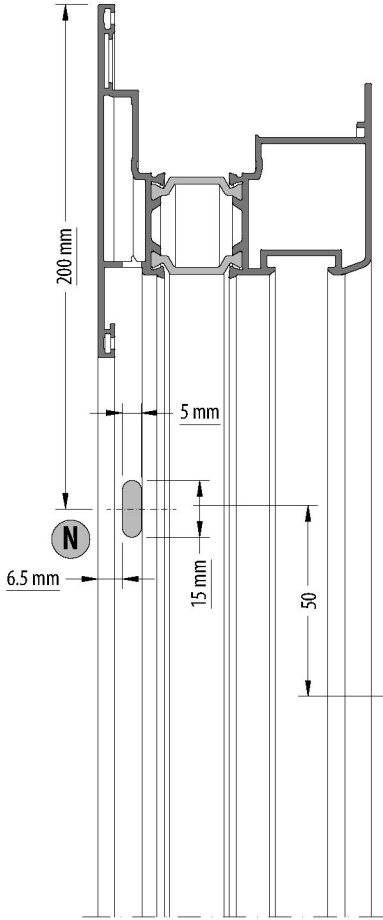
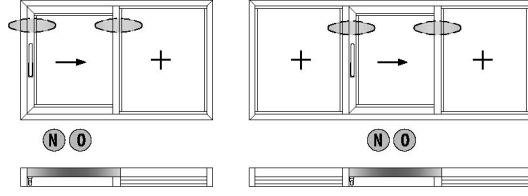


OPERATIONS / İŞLEMLER

L (72ES-201-00) Sash / Kanat
* 5 x 20 mm Slot

M (72ES-101-00) Sash / Kanat
* 4 x 20 mm Slot

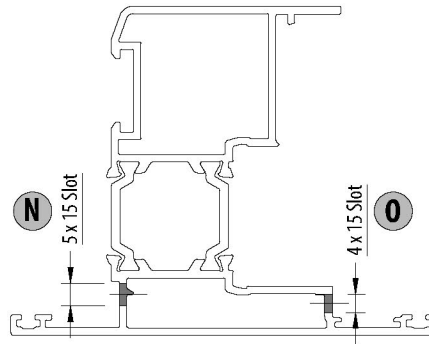
SASH AERATION HOLES / KANAT HAVALANDIRMA DELİKLERİ



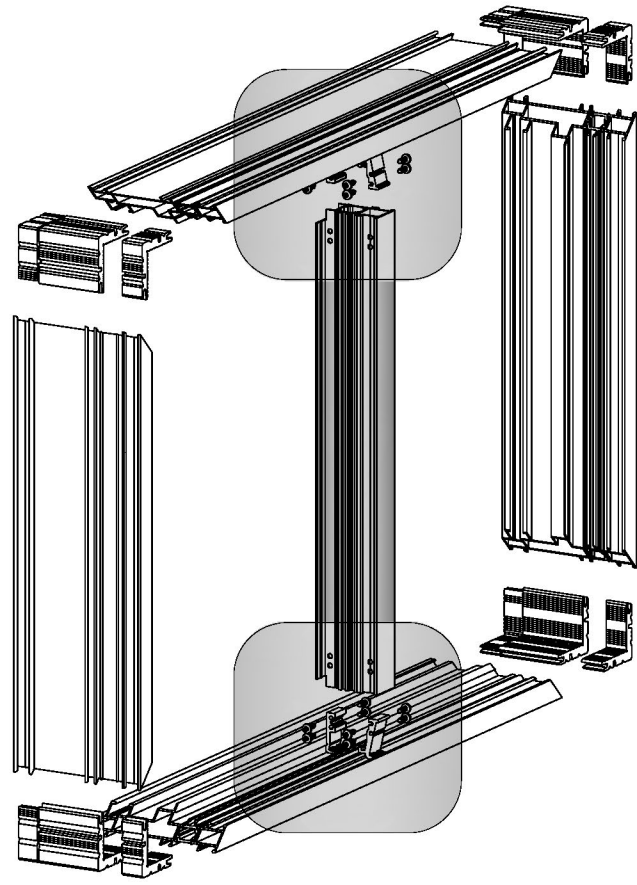
OPERATIONS / İŞLEMLER

N (72ES-201-00) Sash / Kanat
* 5 x 15 mm Slot

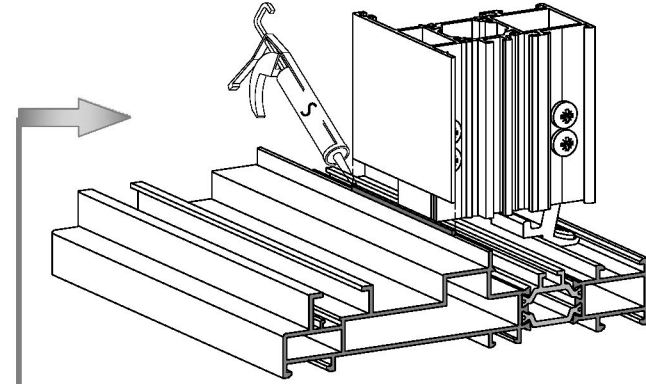
O (72ES-101-00) Sash / Kanat
* 4 x 15 mm Slot



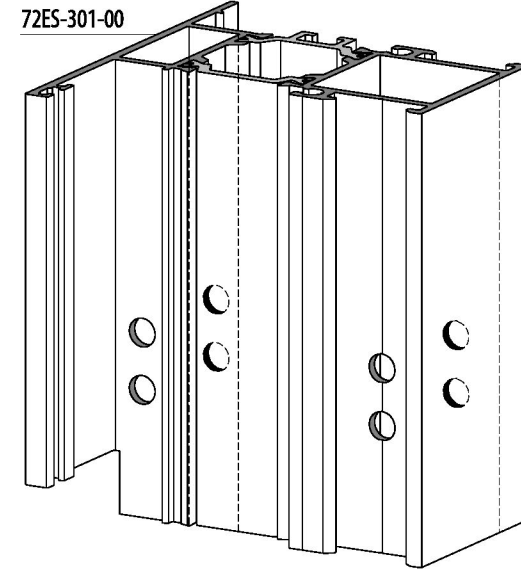
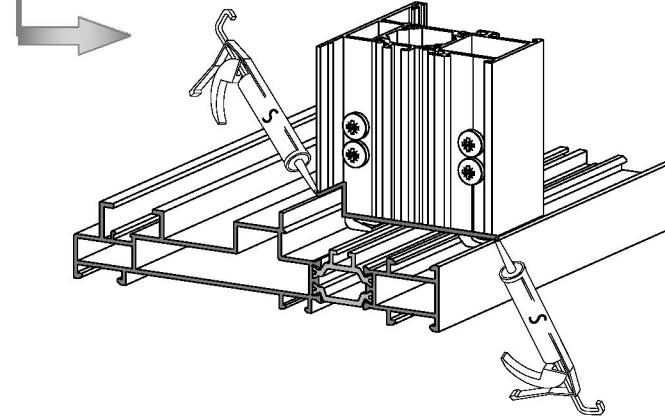
CLAMP PROFILE ASSEMBLY / KENET PROFİL MONTAJI



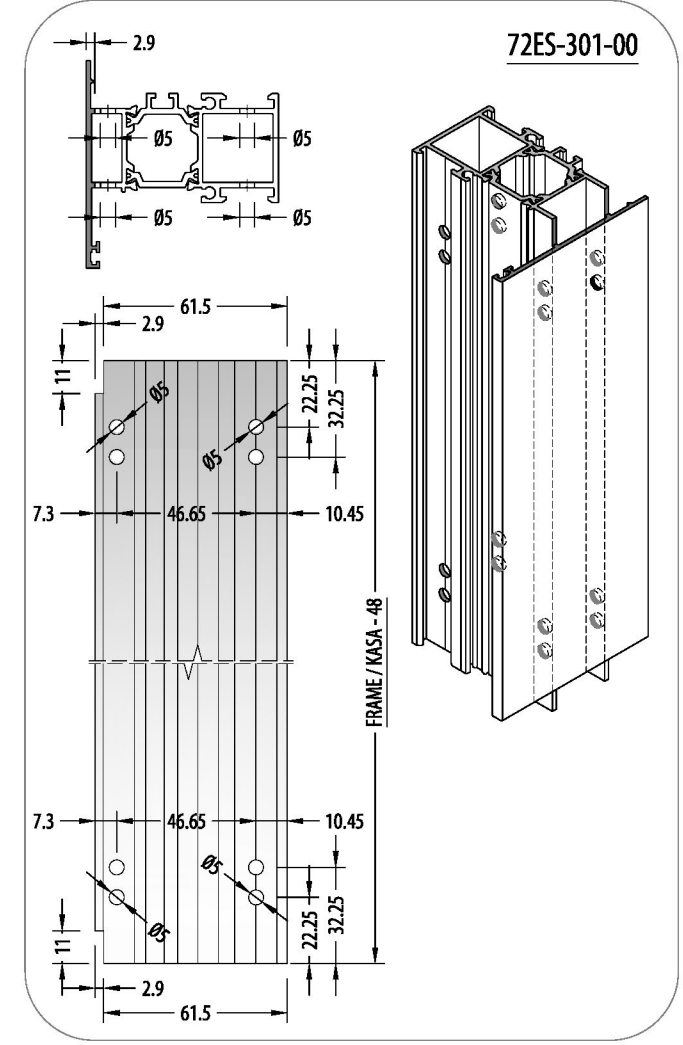
Isolation Before Montage
Montaj Öncesi İzolasyon



Isolation After Montage
Montaj Sonrası İzolasyon



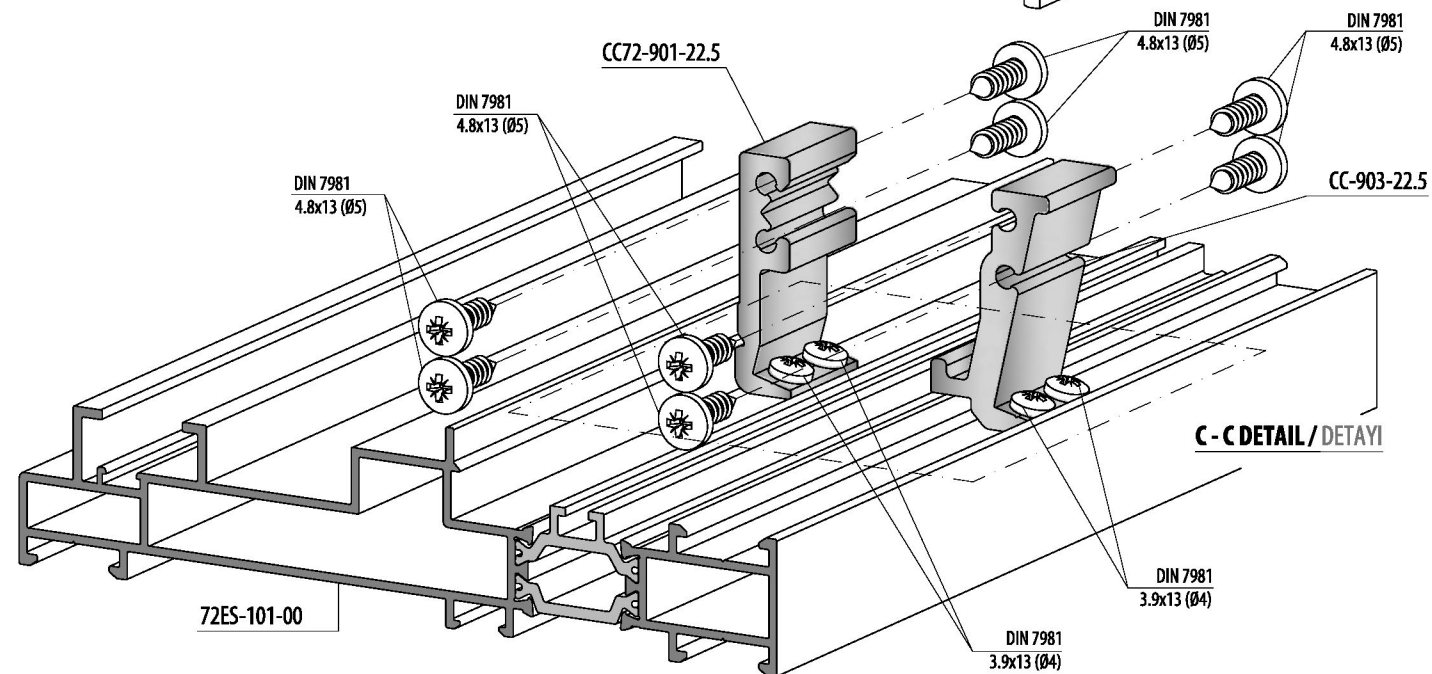
A
NOTCH / KERTME



OPERATIONS / İŞLEMLER

- A** 72ES-301-00
Mullion Profile Notch and Holes
Orta Kayıt Profil Kertme ve Delik Delme
- B** CC72-901-22.5, CC-903-22.5
T Junction Montage / Çektirme Bağlantı Montajı
72ES-301-00
Mullion Profile Montage
Orta Kayıt Profil Montajı

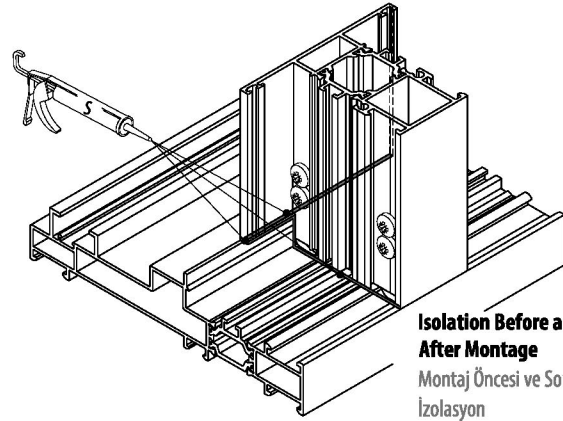
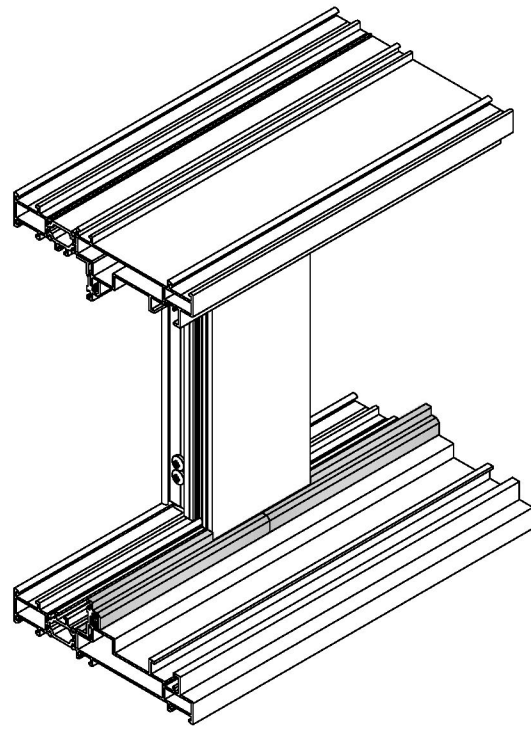
PACKAGE CODE PAKET KODU	DRAWING / ÇİZİM	CUTTING SIZE KESİM ÖLÇÜSÜ
CC72-901-22.5		22.5 mm
CC-903-22.5		22.5 mm



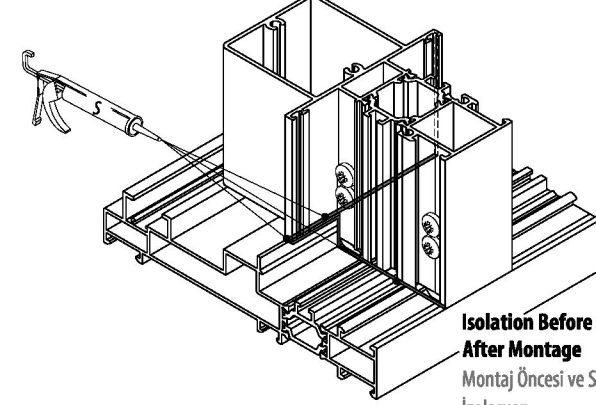
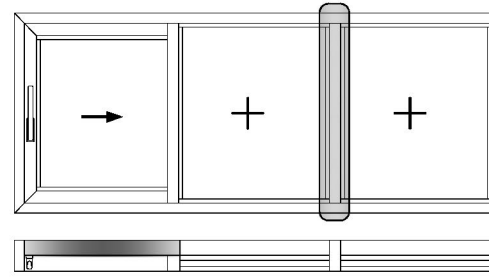
S = SILICONE SİLİKON
ES = EPDM BOND / EPDM YAPIŞTICI
BS = BOND AND SEAL / YAPIŞTIRICI VE SIZDIRMAZ

MULLION APPLICATIONS / ORTA KAYIT UYGULAMALARI

64T-302-18 / Mullion Profile
Orta Kayıt Profili

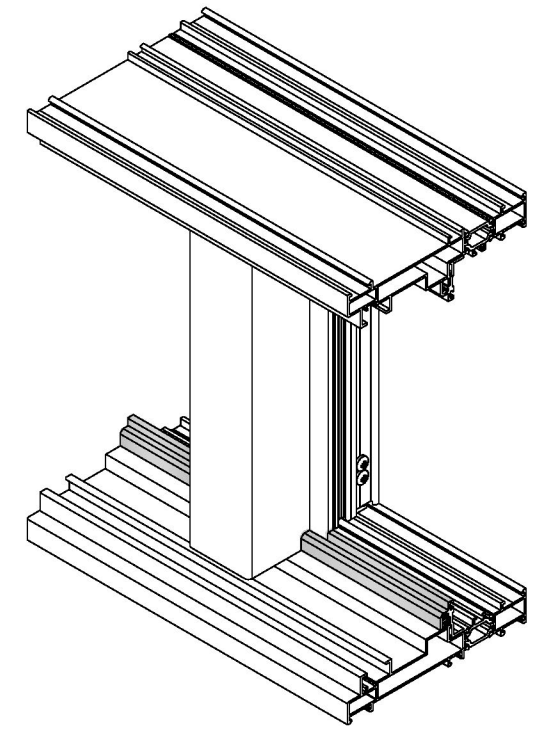


Isolation Before and After Montage
Montaj Öncesi ve Sonrası İzolasyon



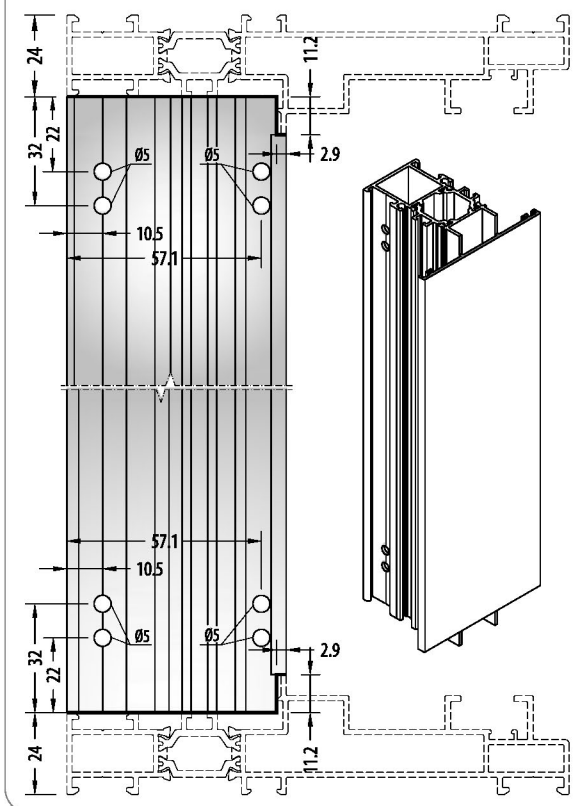
Isolation Before and After Montage
Montaj Öncesi ve Sonrası İzolasyon

64T-322-18 / Mullion Profile
Orta Kayıt Profili



NOTCH AND HOLES / KERTME VE DELİK

64T-302-00



DIN 7981
3.9x13 (Ø4)

CC-903-22.5

CC72ES-901-22.5

DIN 7981
4.8x13 (Ø5)

DIN 7981
4.8x13 (Ø5)

DIN 7981
4.8x13 (Ø5)

DIN 7981
3.9x13 (Ø4)

64T-302-18

72ES-512-00

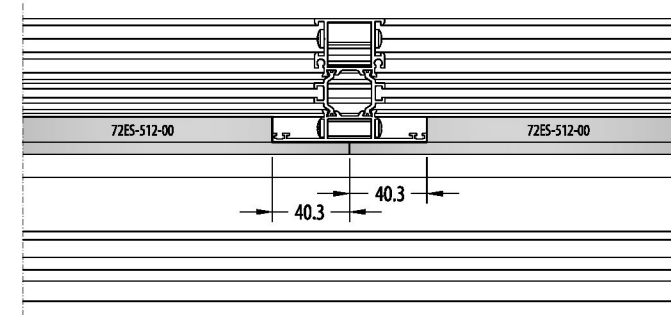
72ES-101-00

72ES-512-00

72ES-512-00

6.5

40.3



64T-322-18

DIN 7981
3.9x13 (Ø4)

CC-903-22.5

DIN 7981
4.8x13 (Ø5)

DIN 7981
4.8x13 (Ø5)

DIN 7981
4.8x13 (Ø5)

DIN 7981
4.8x13 (Ø5)

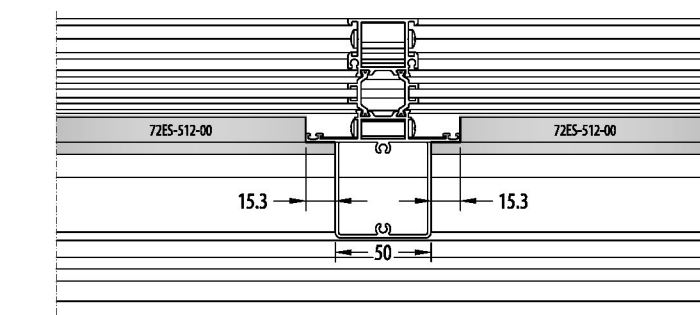
DIN 7981
4.8x13 (Ø5)

72ES-512-00

72ES-512-00

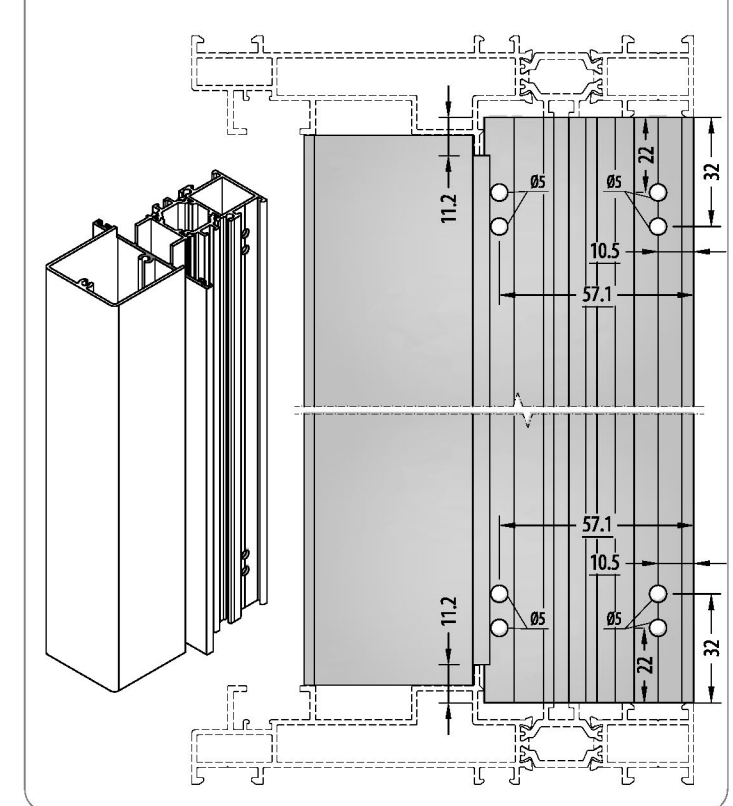
6.5

15.3



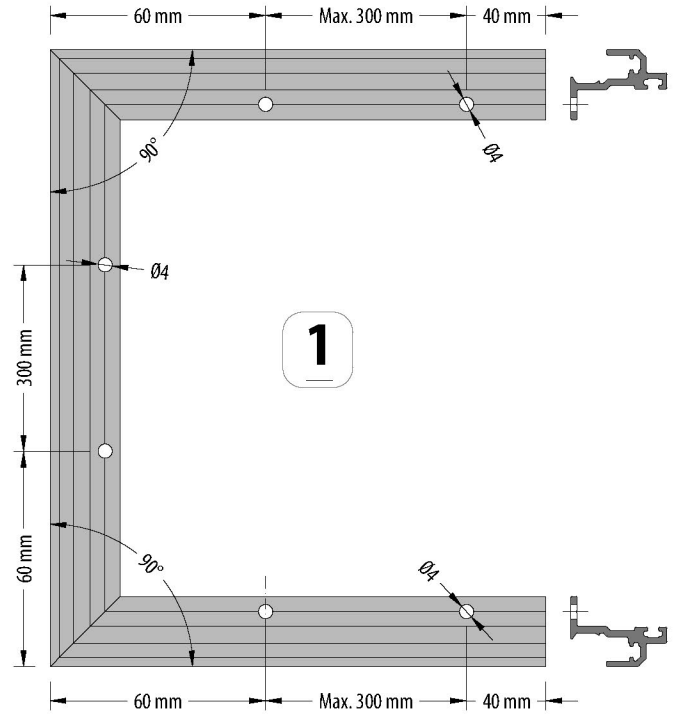
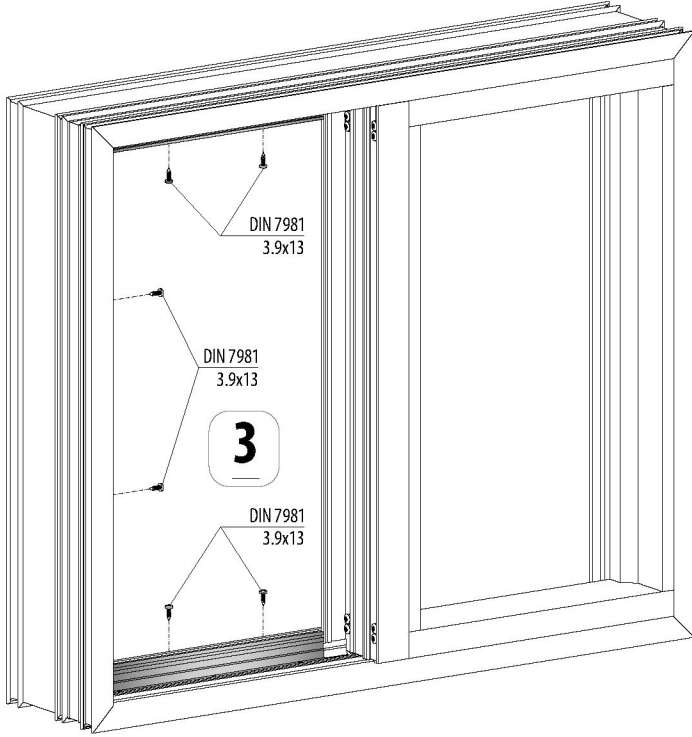
NOTCH AND HOLES / KERTME VE DELİK

64T-322-00



S = SILICONE SİLİKON
ES = EPDM BOND / EPDM YAPIŞTICI
BS = BOND AND SEAL / YAPIŞTIRICI VE SIZDIRMAZ

ADAPTER ASSEMBLY / ADAPTÖR UYGULAMA



Attention / Dikkat !...



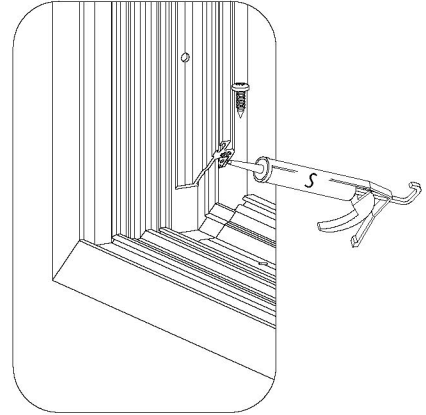
Gasket should apply
before assembly.
Montaj öncesi fitil takılmalıdır.



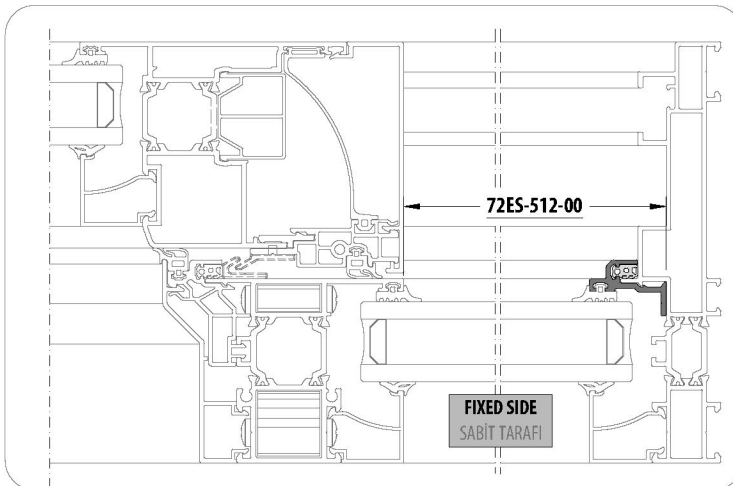
Attention / Dikkat !...



Should be seal with silicone
before assembly.
Montaj esnasında köşeleri silikon ile izole
edilmelidir.

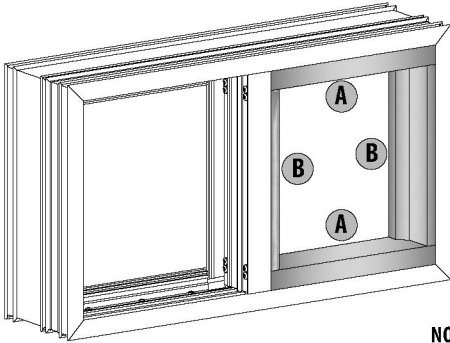


DETAIL / DETAY

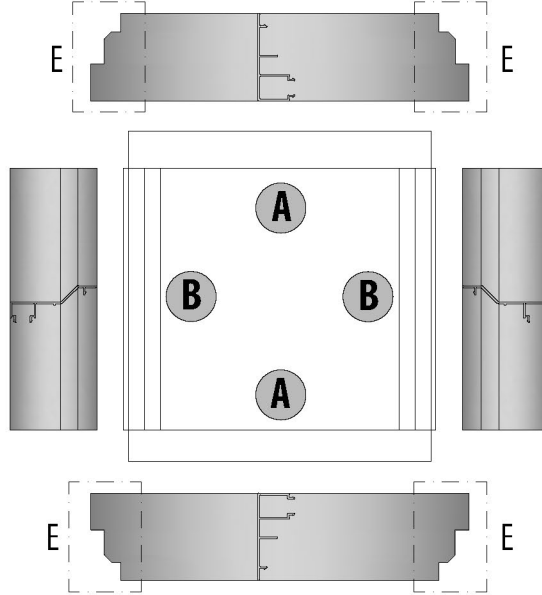
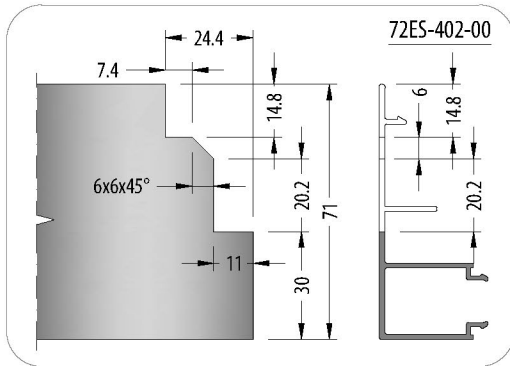


S = SILICONE SİLİKON
ES = EPDM BOND / EPDM YAPIŞTICI
BS = BOND AND SEAL / YAPIŞTIRICI VE SIZDIRMAZ

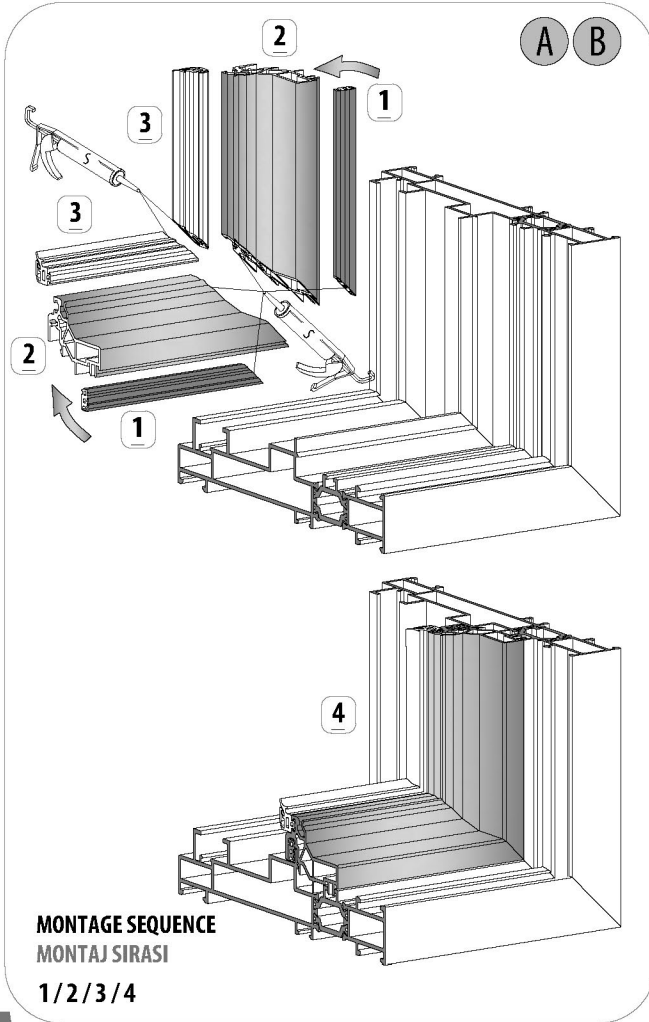
CAP PROFILE ASSEMBLY / KAPAK PROFİL MONTAJI



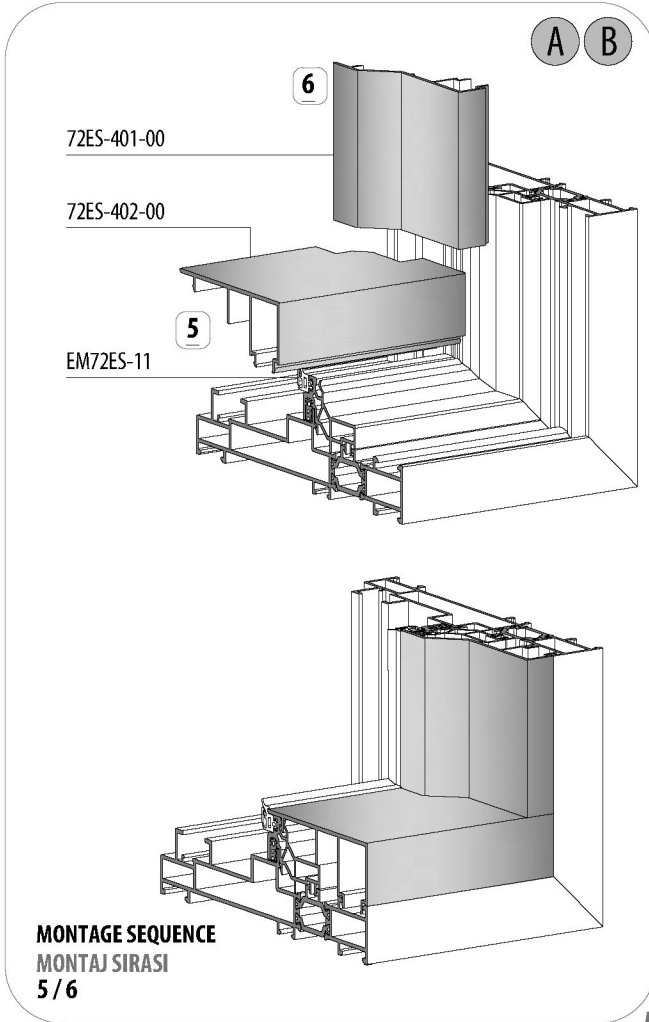
NOTCH / KERTME



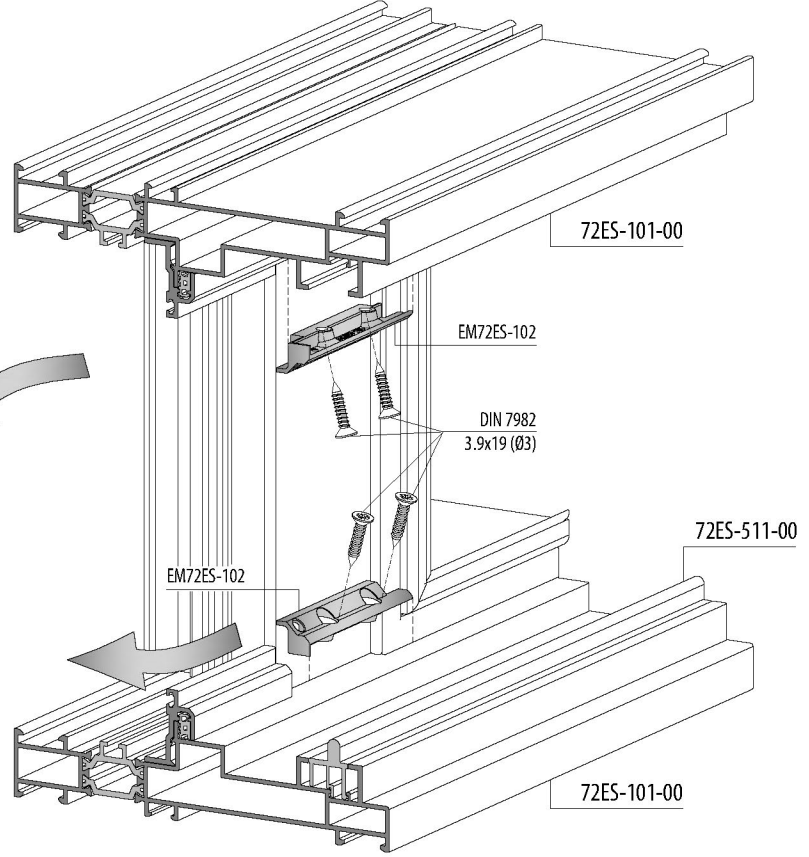
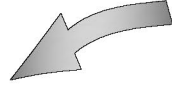
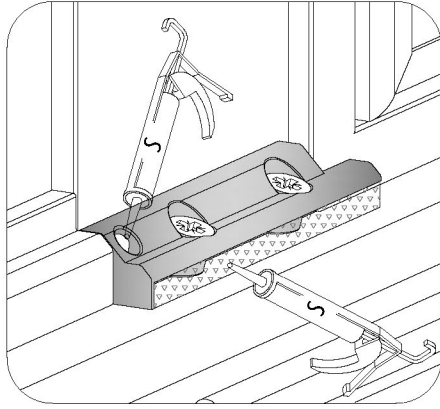
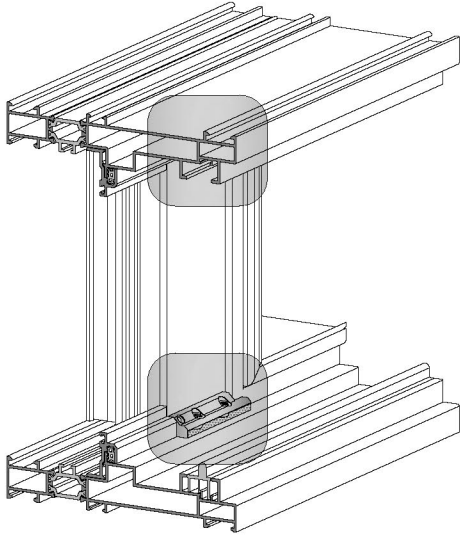
CORNER DETAIL / KÖŞE DETAYI



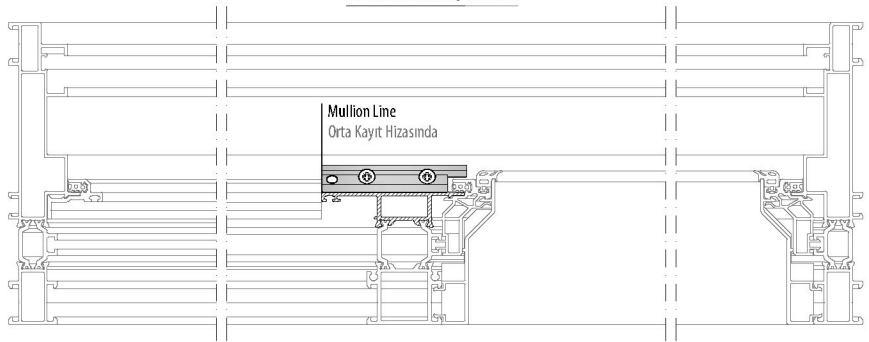
CORNER DETAIL / KÖŞE DETAYI



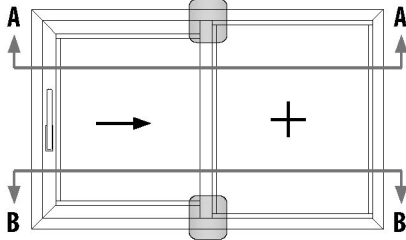
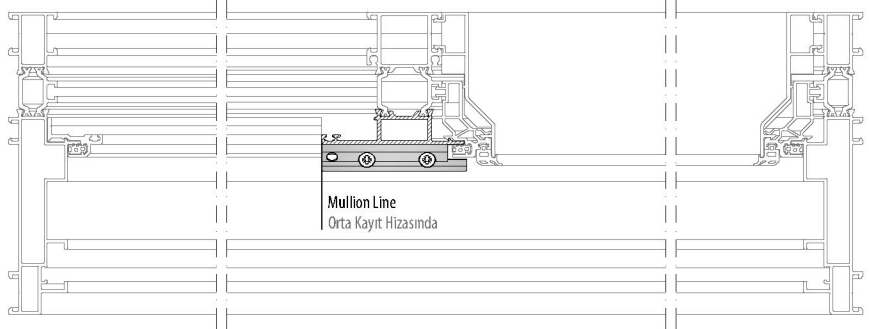
EM72ES-102 INSULATION PLASTIC / İZOLASYON PLASTIĞI



A-A SECTION / KESİTİ



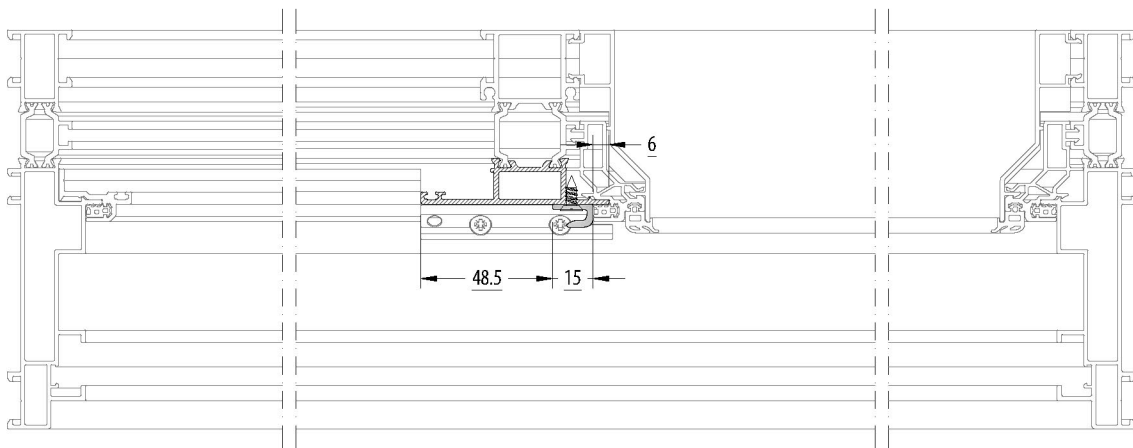
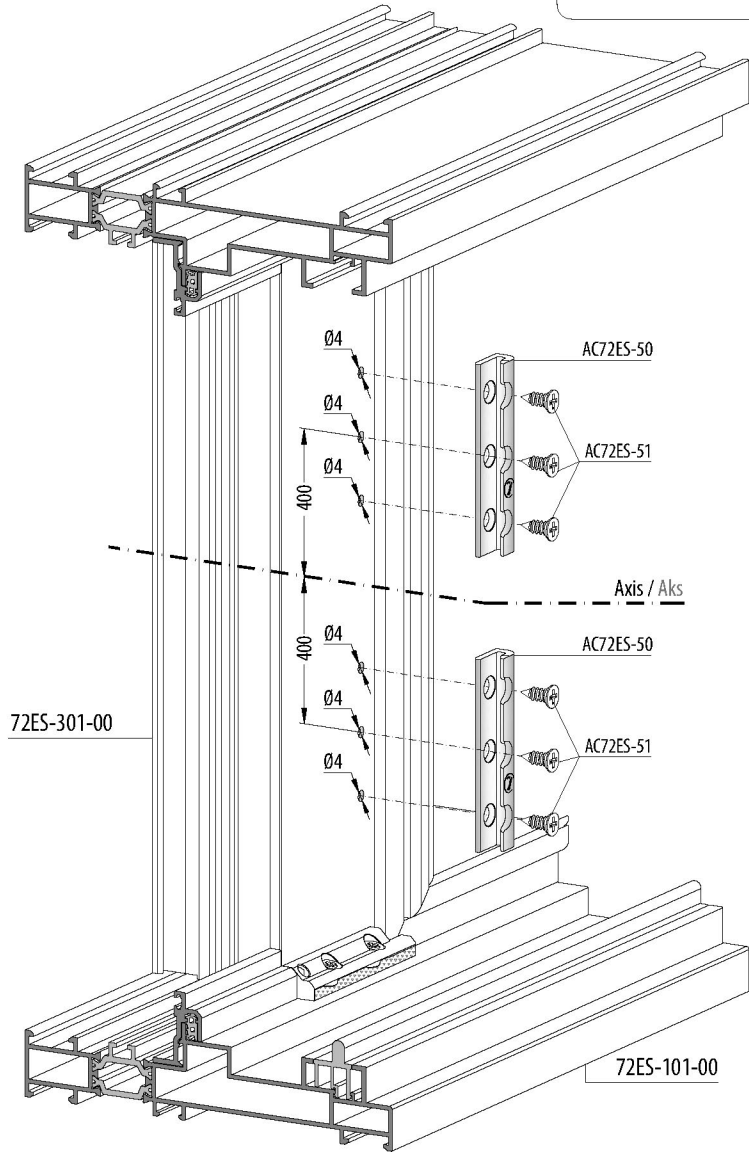
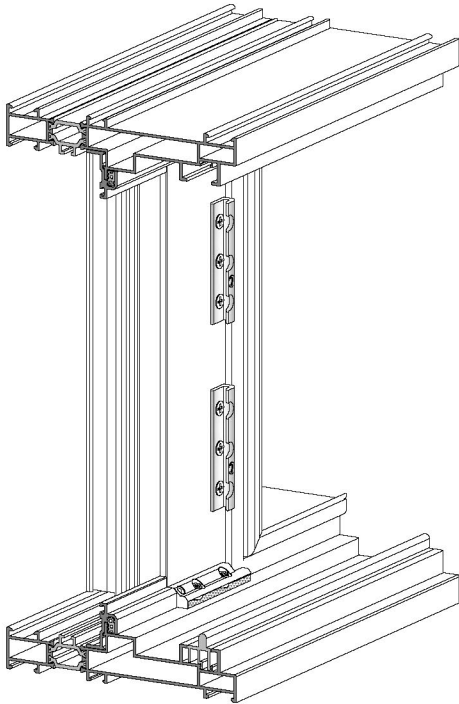
B-B SECTION / KESİTİ



S = SILICONE / SİLİKON
 ES = EPDM BOND / EPDM YAPIŞTICI
 BS = BOND AND SEAL / YAPIŞTIRICI VE SIZDIRMAZ

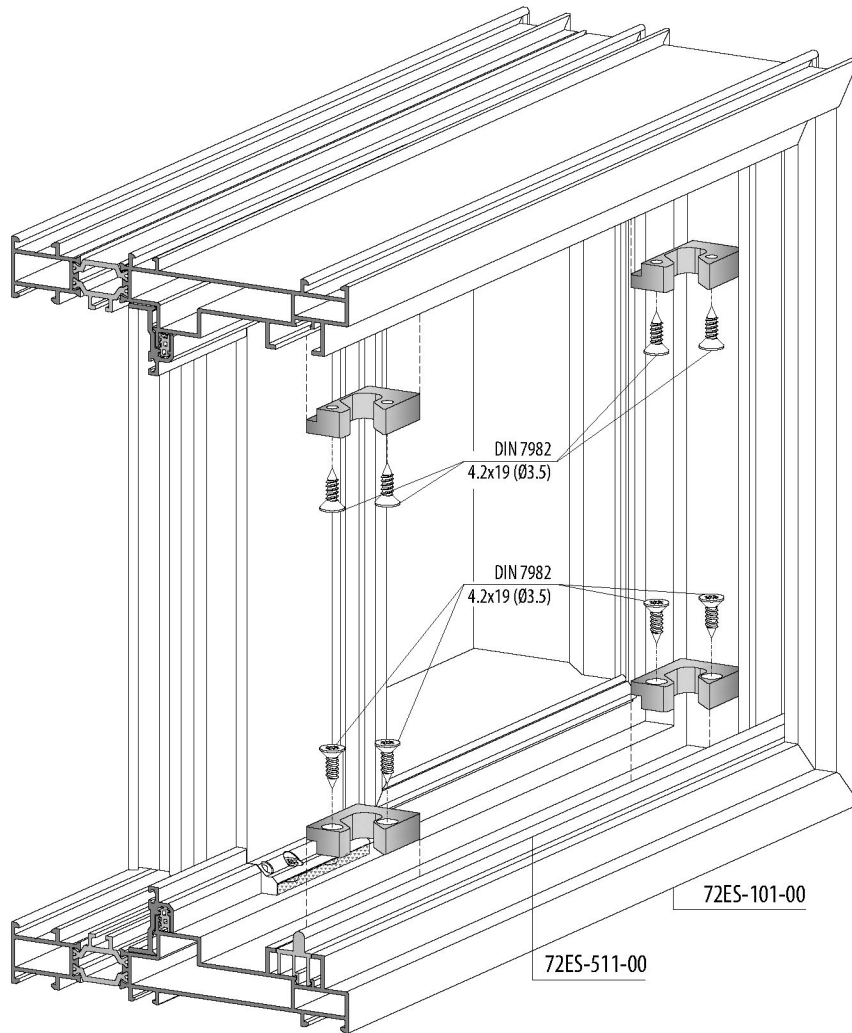
CLAMP ASSEMBLY / KENET MONTAJI

AC72ES-50
CLAMPING ITEM
KENETLEME ELEMANI

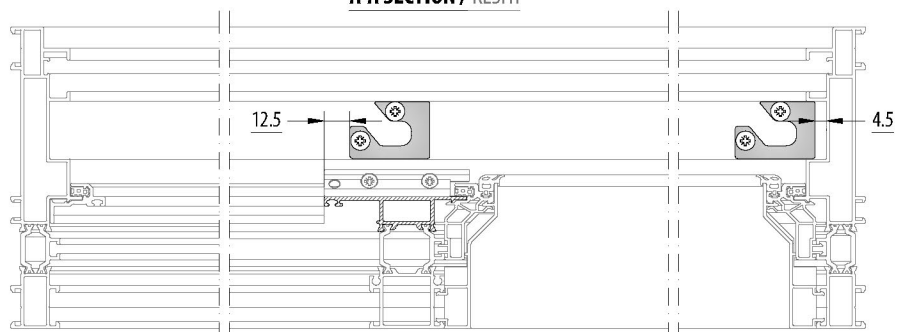


AC72ES-12 GUIDE STRIKER / KILAVUZ KARŞILIĞI

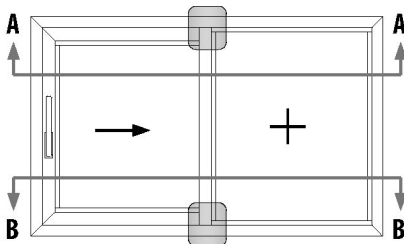
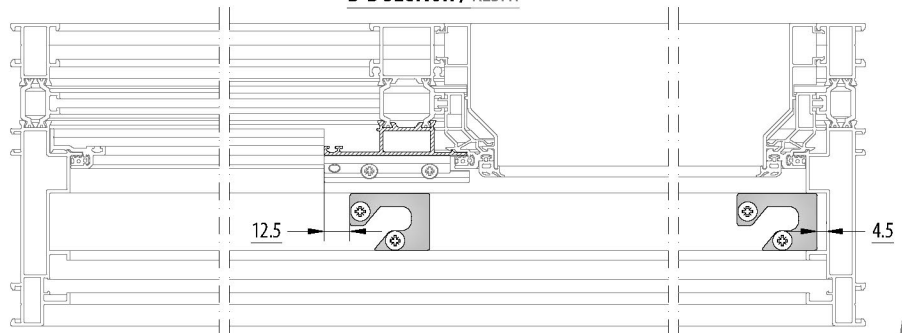
AC72ES-12
GUIDE STRIKER
KILAVUZ KARŞILIĞI



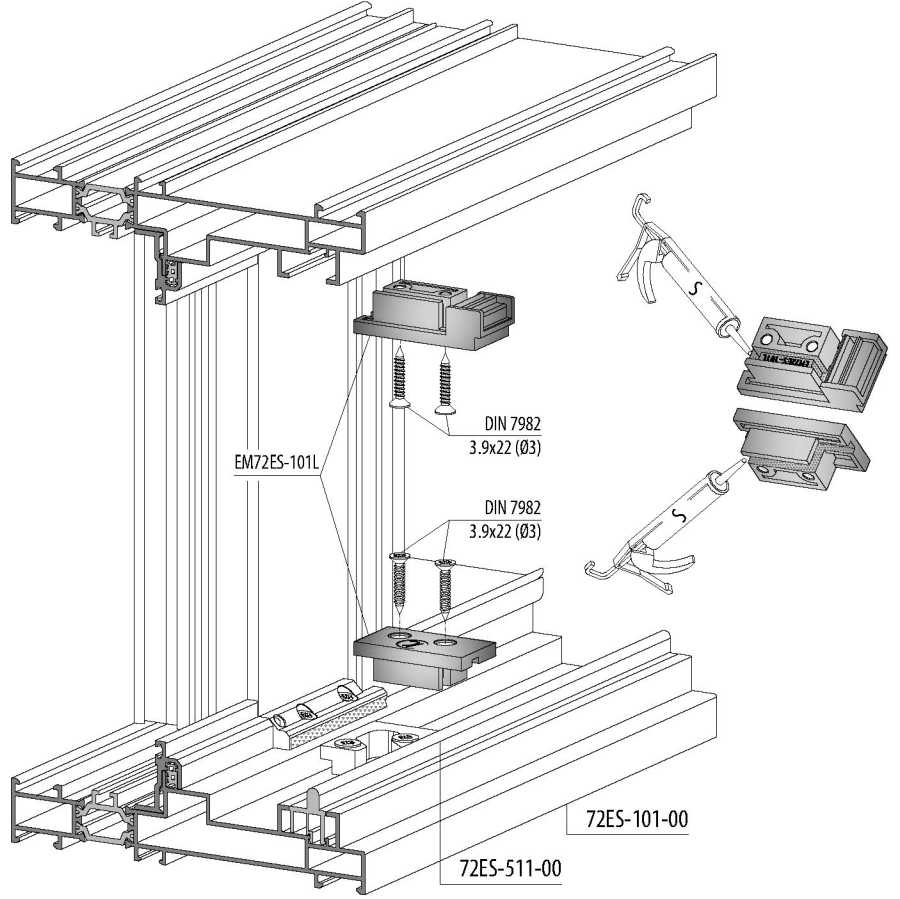
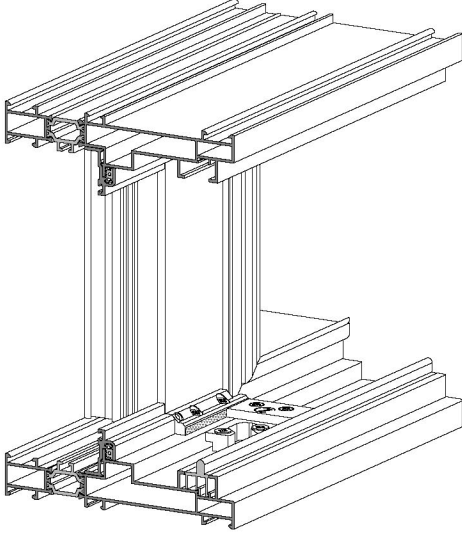
A-A SECTION / KESİTİ



B-B SECTION / KESİTİ

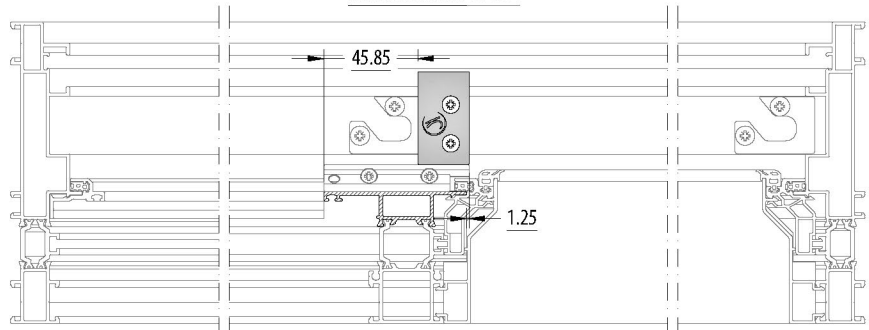


EM72ES-101L/R WEATHER STRIP SETY / HAVA KESİCİ TAKIMI

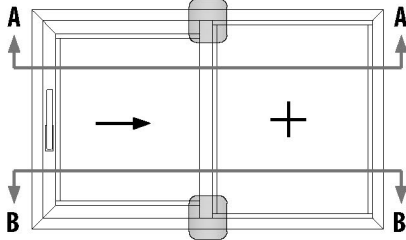
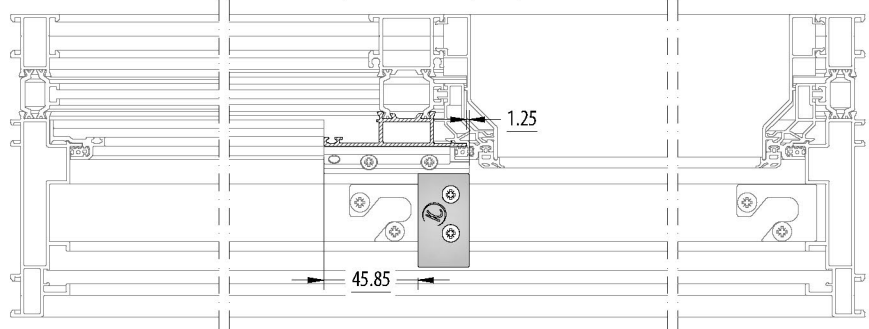


ACCESSORIES / AKSESUAR	POSITION / POZİSYON
EM72ES-101L WEATHER STRIP SETY (LEFT) HAVA KESİCİ TAKIMI (SOL)	
EM72ES-101R WEATHER STRIP SETY (RIGHT) HAVA KESİCİ TAKIMI (SAĞ)	

A-A SECTION / KESİTİ

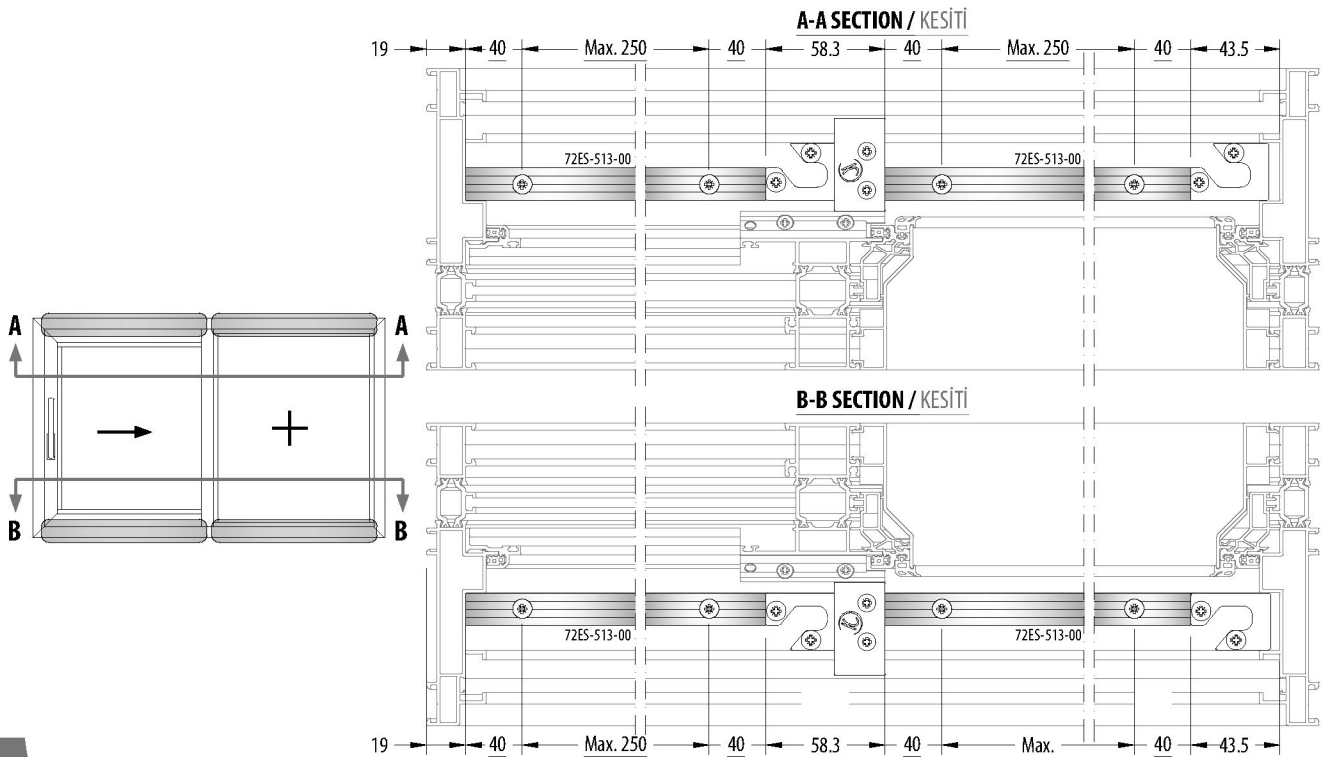
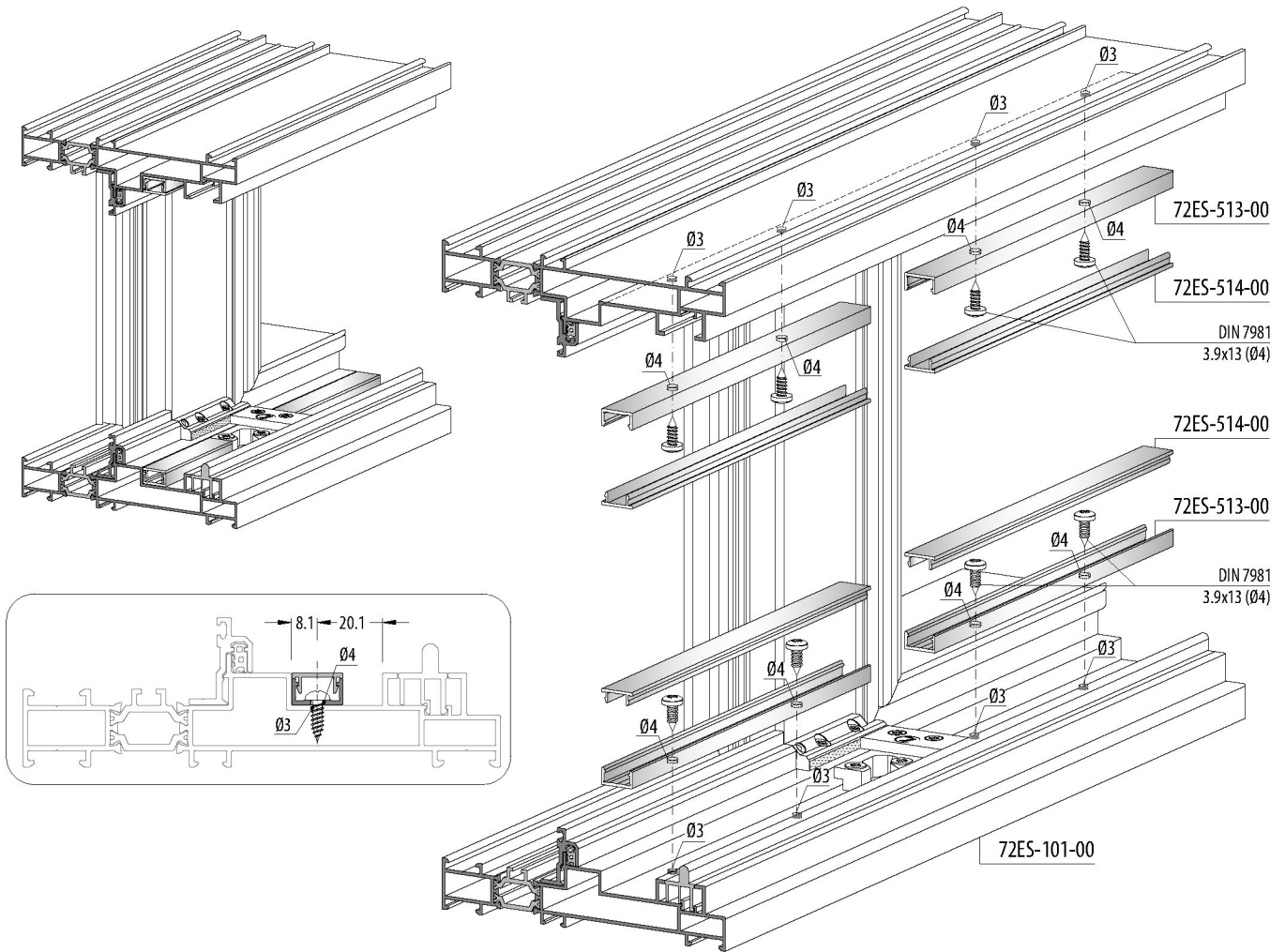


B-B SECTION / KESİTİ



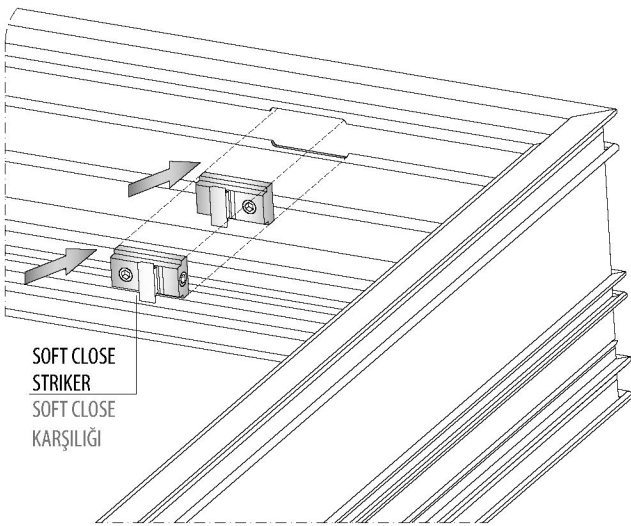
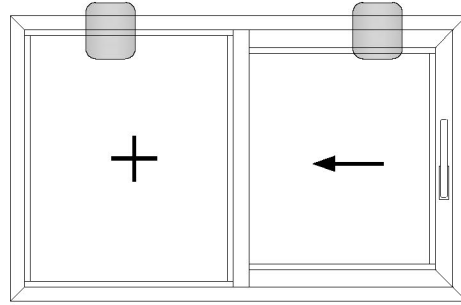
S = SILICONE SİLİKON
 ES = EPDM BOND / EPDM YAPIŞTICI
 BS = BOND AND SEAL / YAPIŞTIRICI VE SIZDIRMAZ

72ES-513-00 - 72ES-514-00 GUIDE PROFILES / KILAVUZ PROFİLLERİ

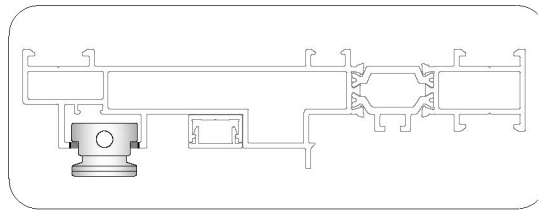
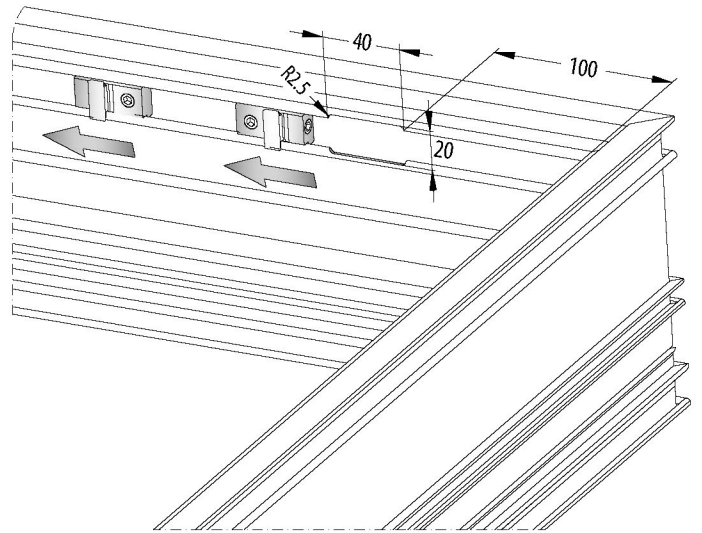


SOFT CLOSE STRIKER / SOFT CLOSE KARŞILIĞI

SOFT CLOSE
STRIKER
SOFT CLOSE
KARŞILIĞI

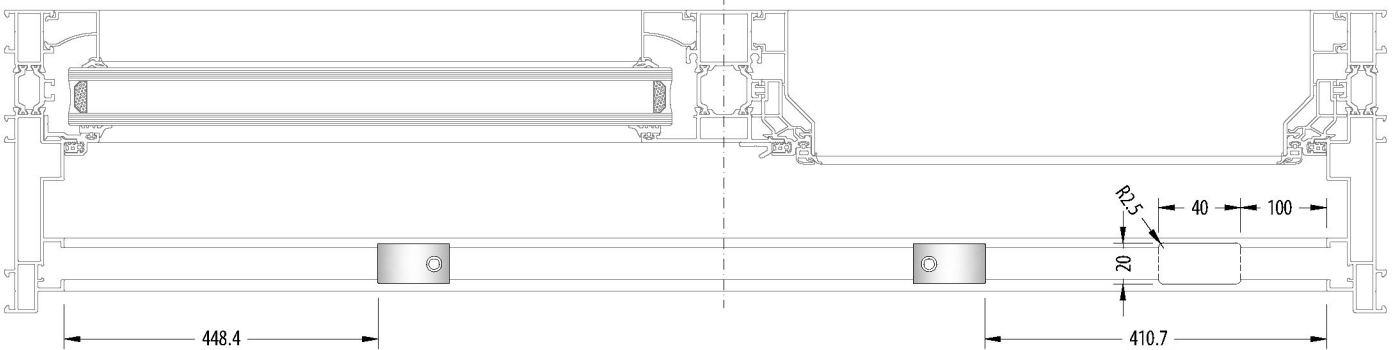


SOFT CLOSE
STRIKER
SOFT CLOSE
KARŞILIĞI

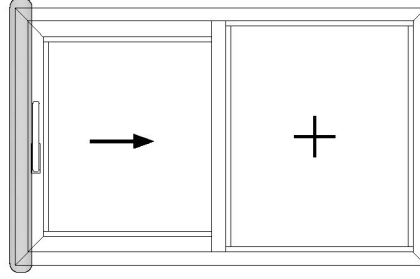


FIXED SIDE / SABİT TARAFI

SASH SIDE / KANAT TARAFI



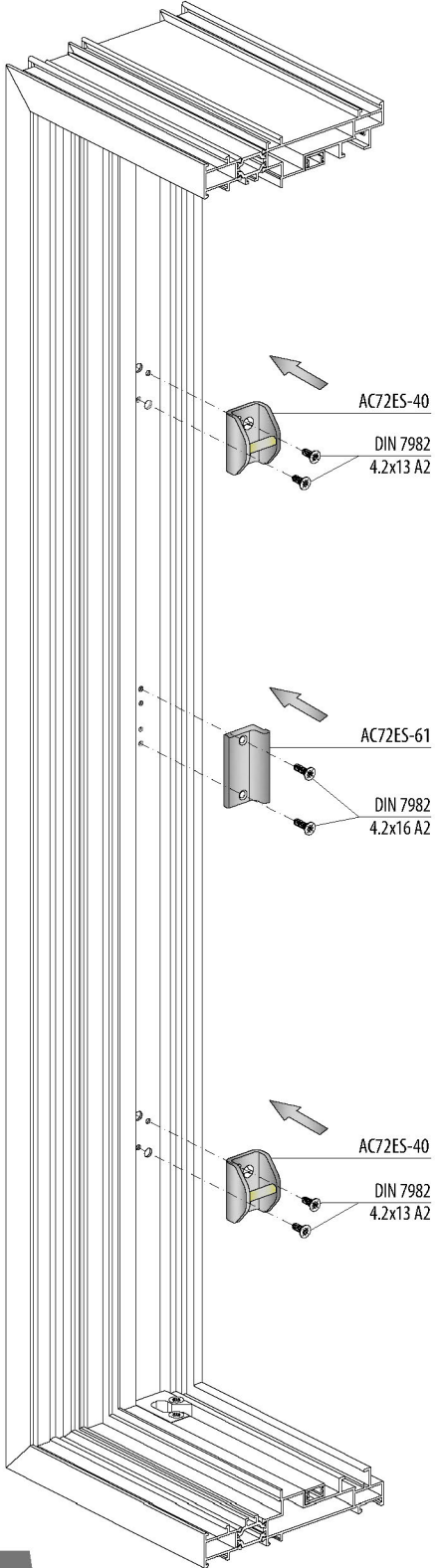
ESPAGNOLETTE AND PIN STRIKER / İSPANYOLET VE PİM KARŞILIĞI



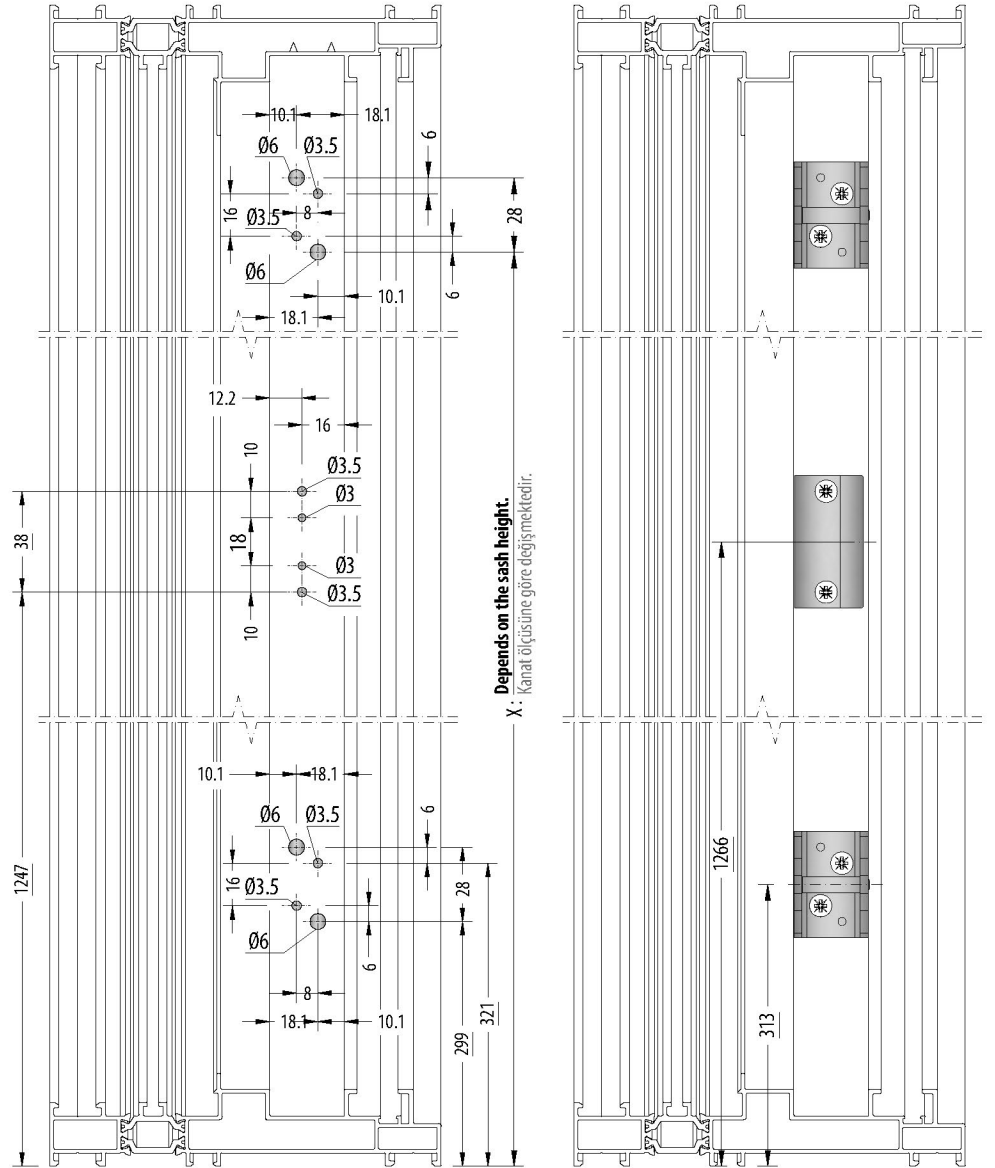
AC72ES-40
ESPAGNOLETTE
STRIKER
İSPANYOLET
KARŞILIĞI



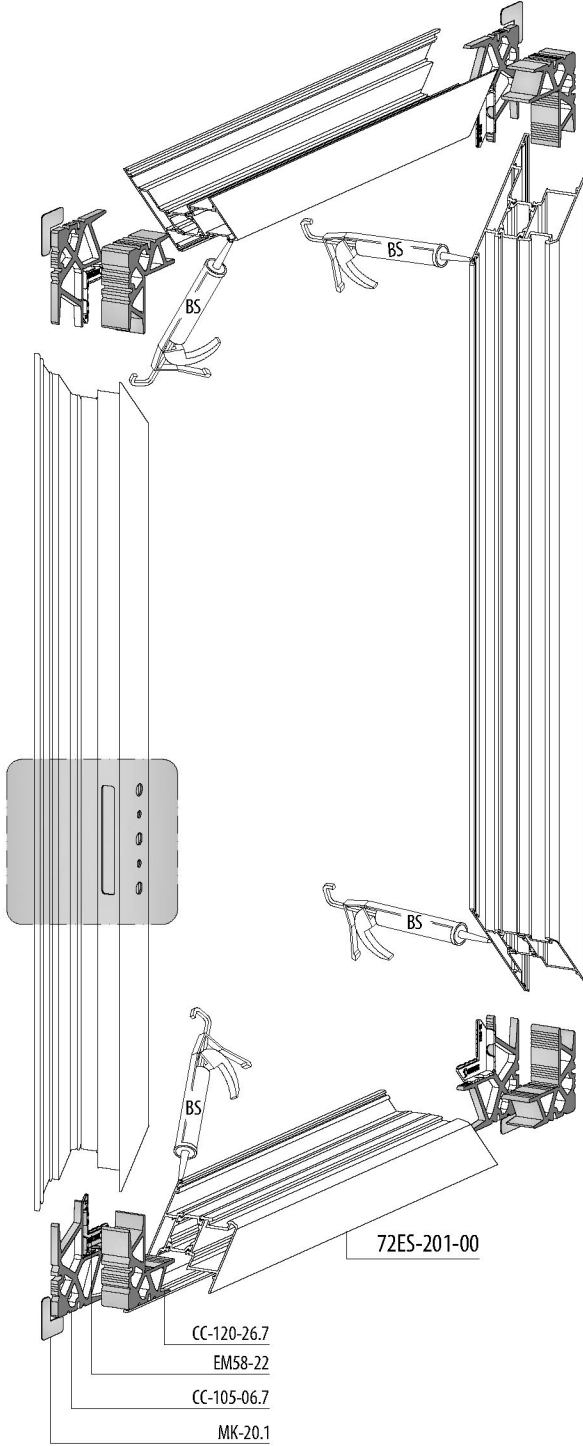
AC72ES-61
PIN STRIKER
PİM KARŞILIĞI
(KERTİLMİŞ)



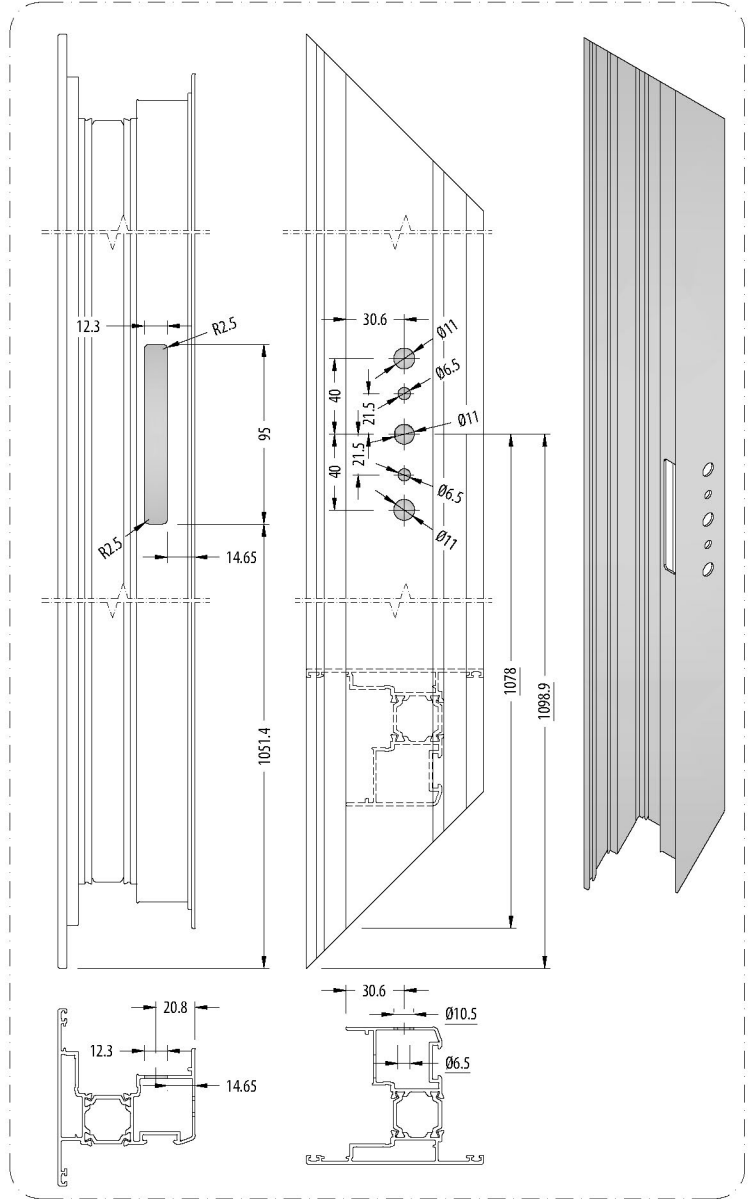
HOLES OPERATIONS / DELİK İŞLEMLERİ



SASH ASSEMBLY / KANAT UYGULAMA

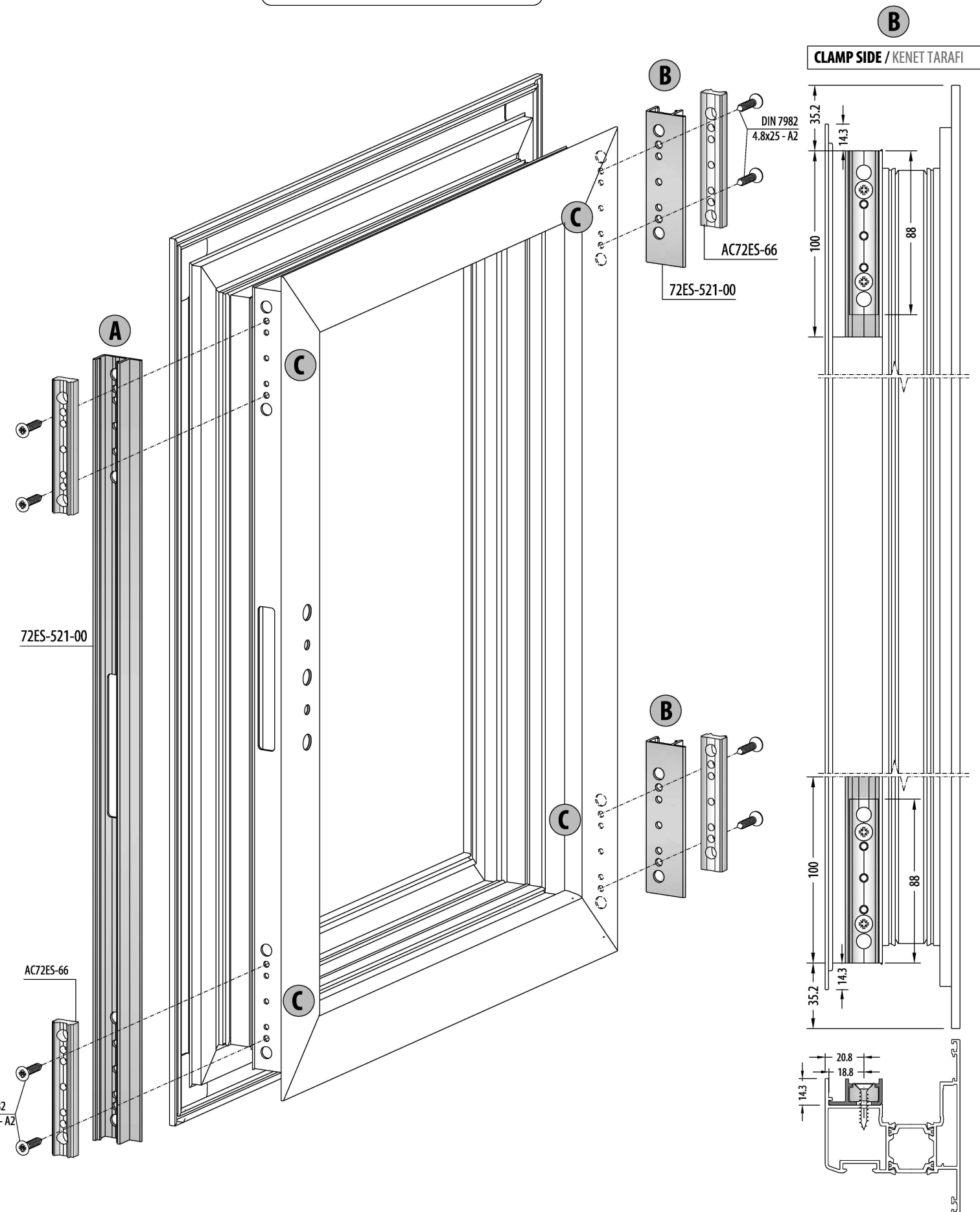
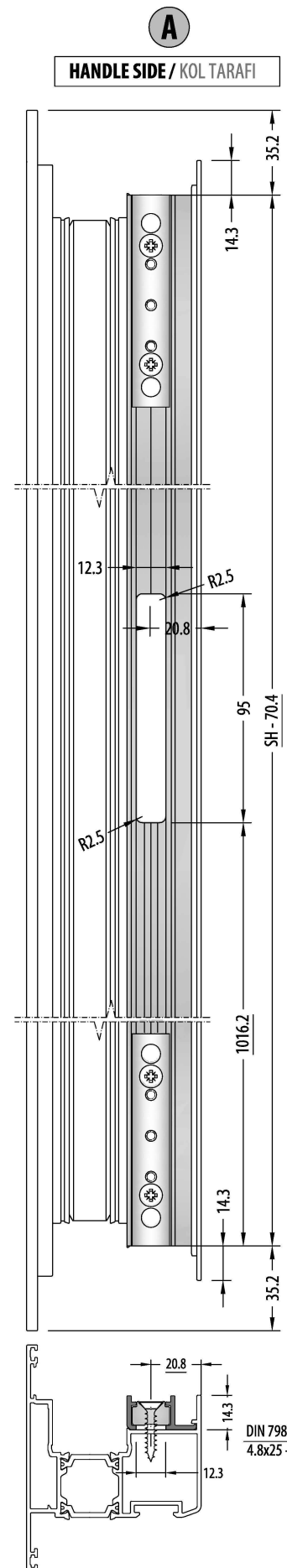
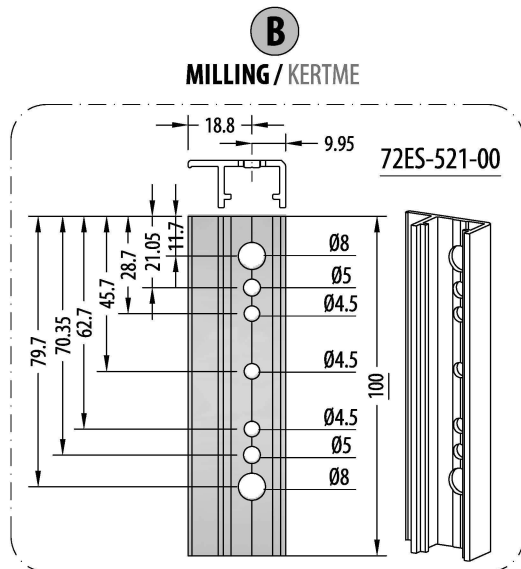
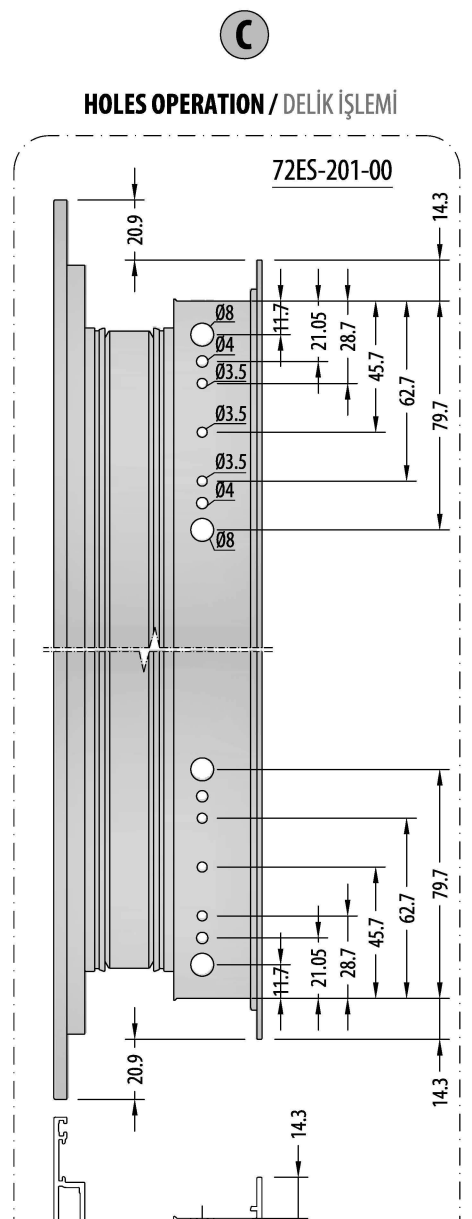
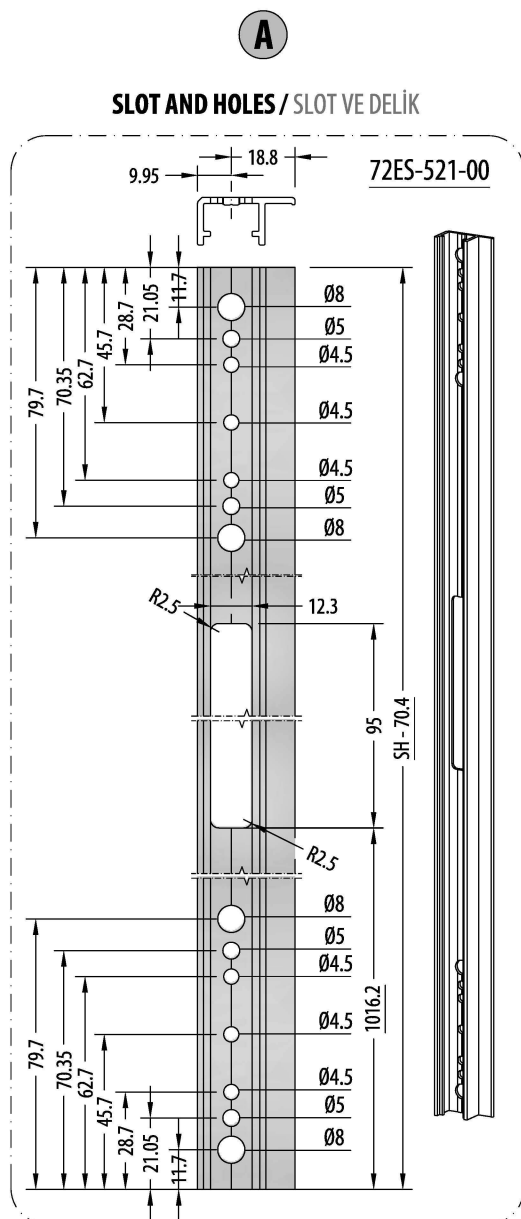


HANDLE HOLES AND GEAR BOX MILLING
KOL DELİK VE GÖVDE FREZELEME İŞLEMİ



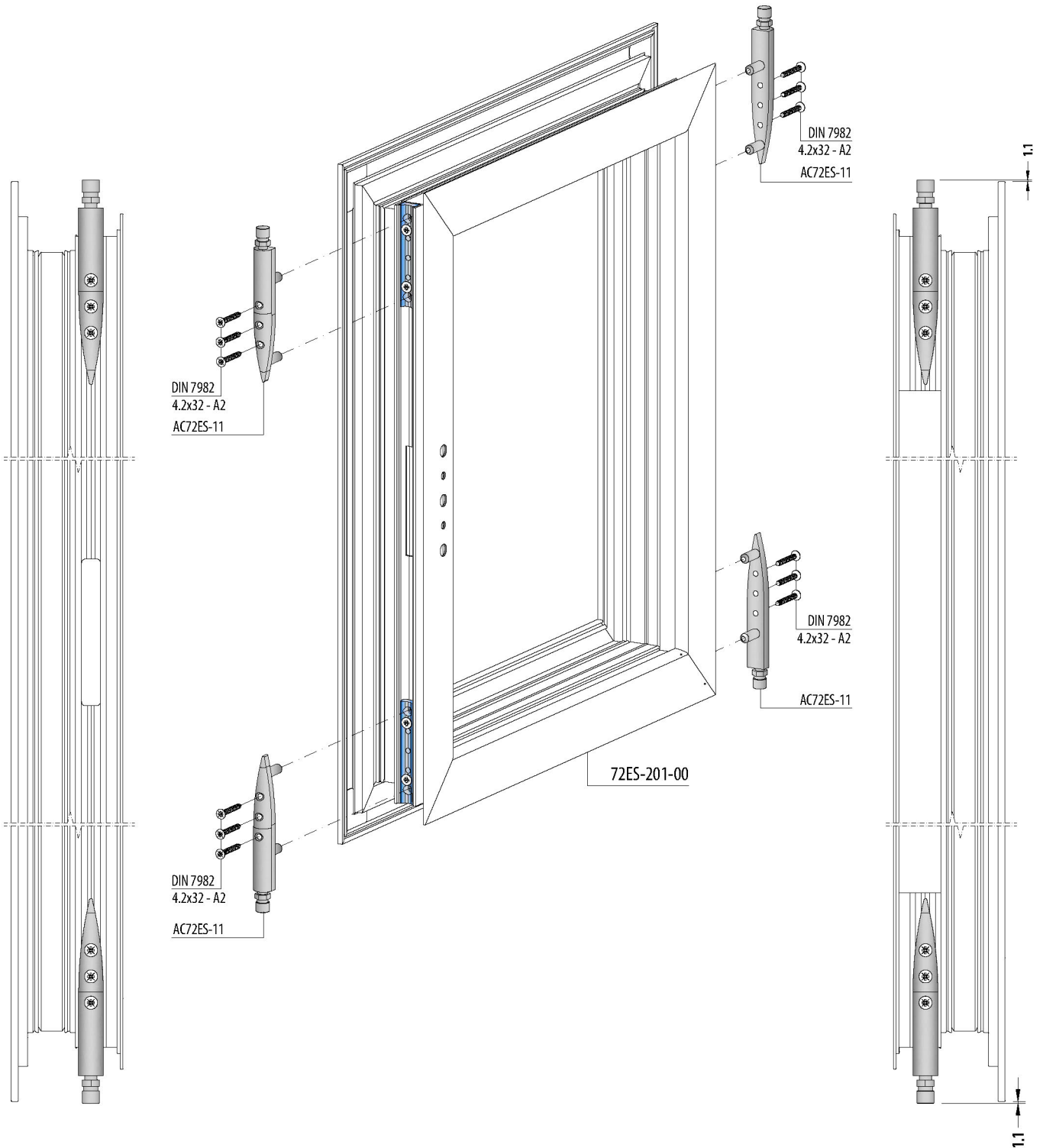
S = SILICONE SİLİKON
ES = EPDM BOND / EPDM YAPIŞTIRICI
BS = BOND AND SEAL / YAPIŞTIRICI VE SIZDIRMAZ

SASH ASSEMBLY / KANAT MONTAJI

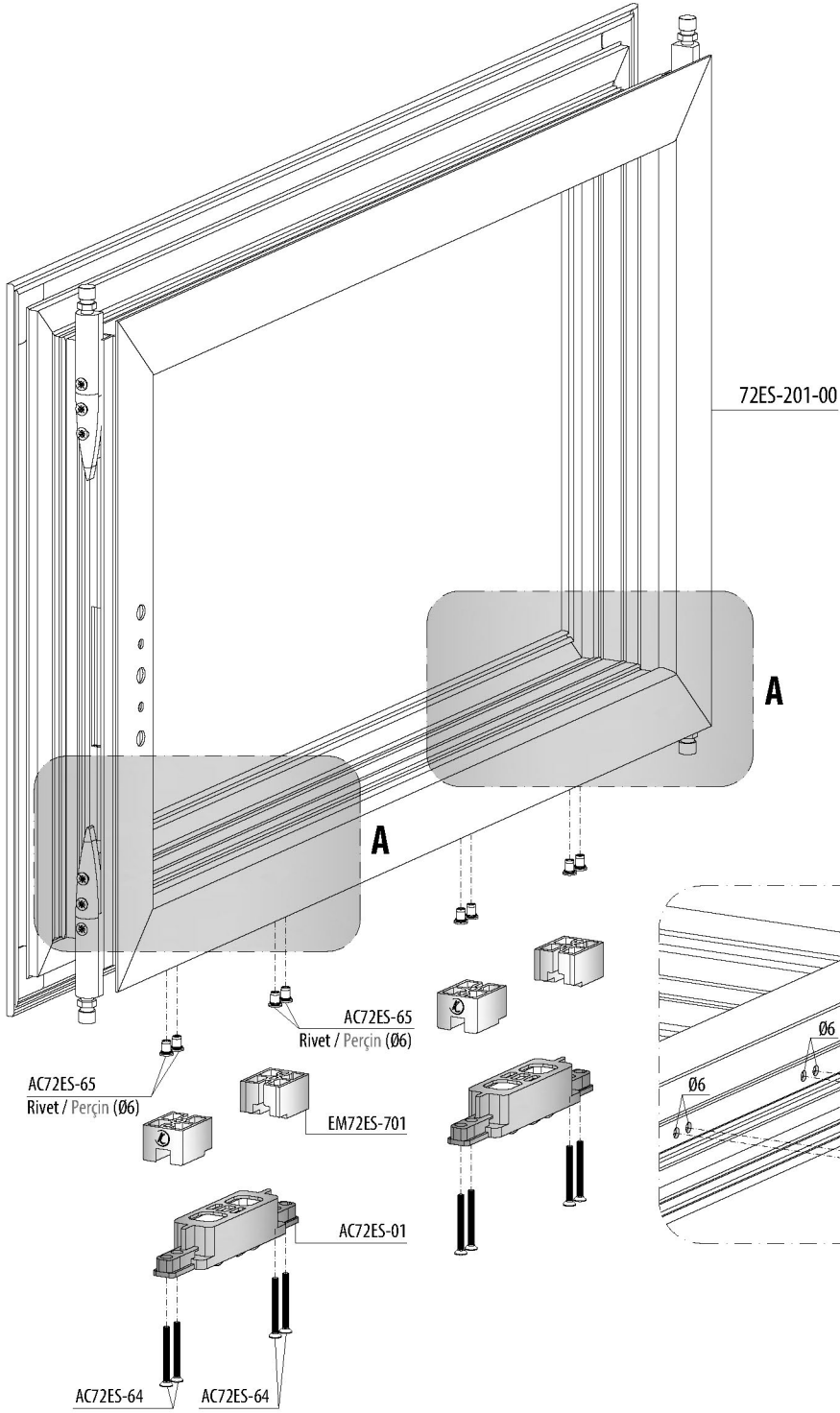


GUIDE ASSEMBLY / KILAVUZ UYGULAMA

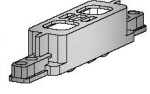
AC72ES-11
GUIDE
KILAVUZ



PULLEY ASSEMBLY / RULMAN UYGULAMA

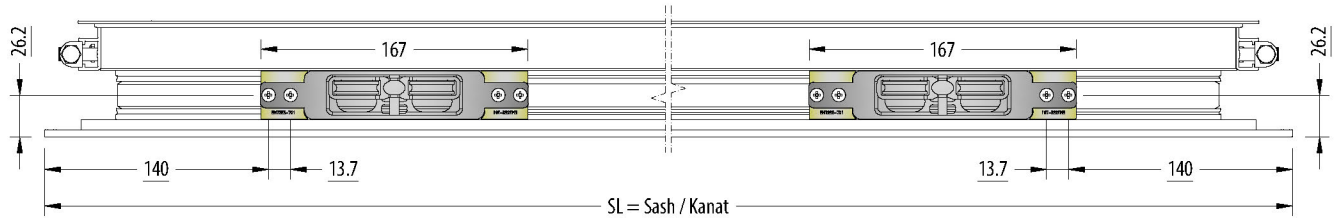
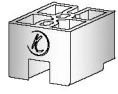


AC72ES-01
PULLEY
RULMAN

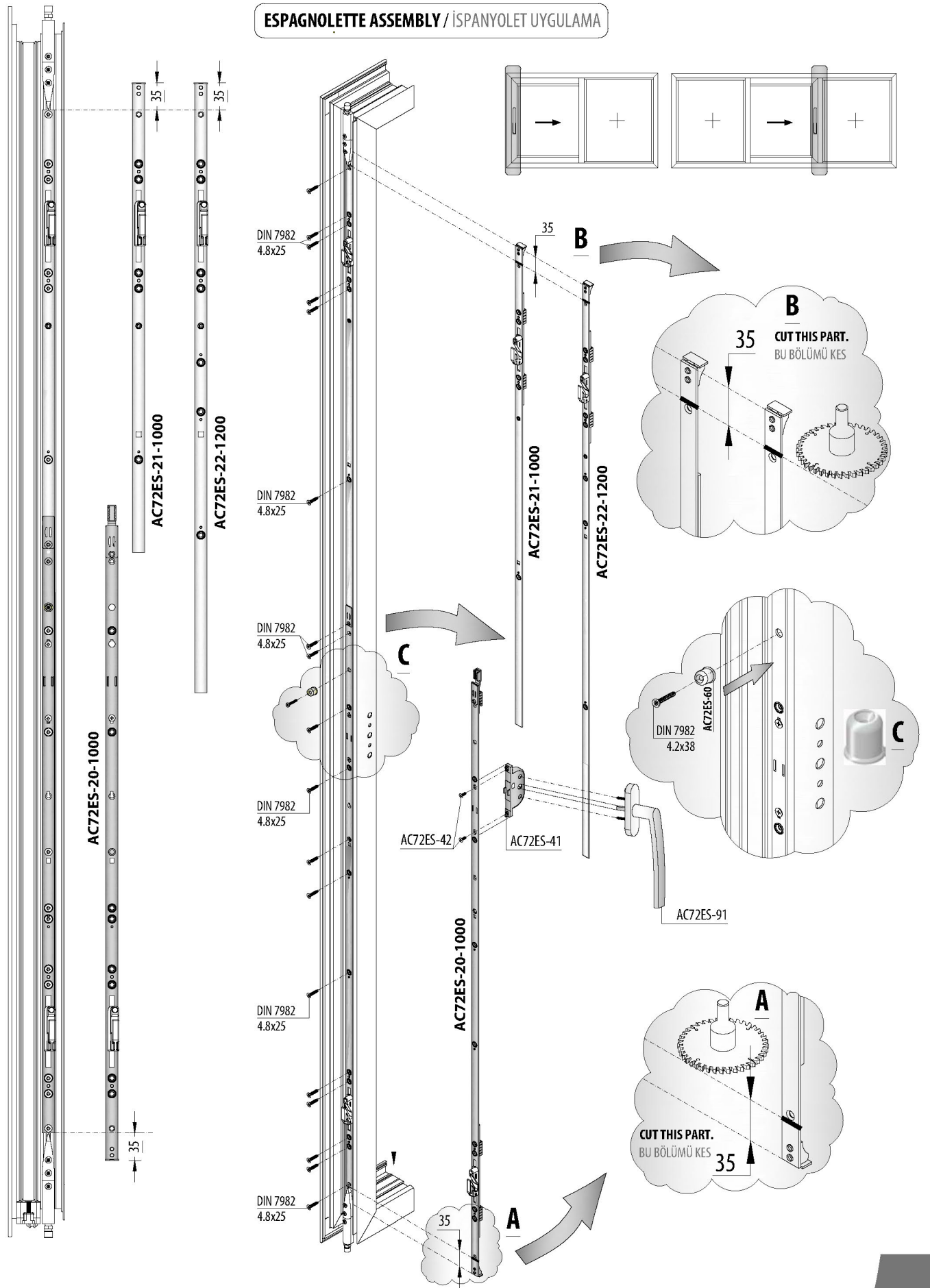


AC72ES-701

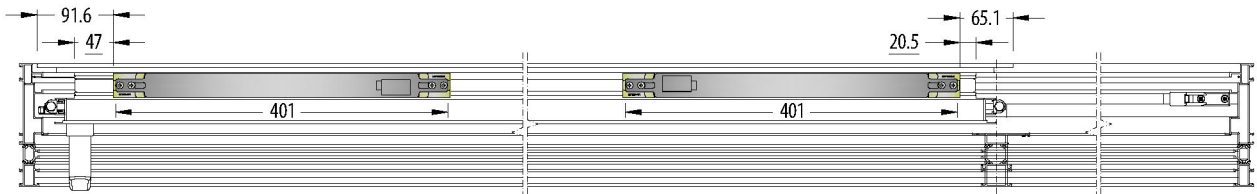
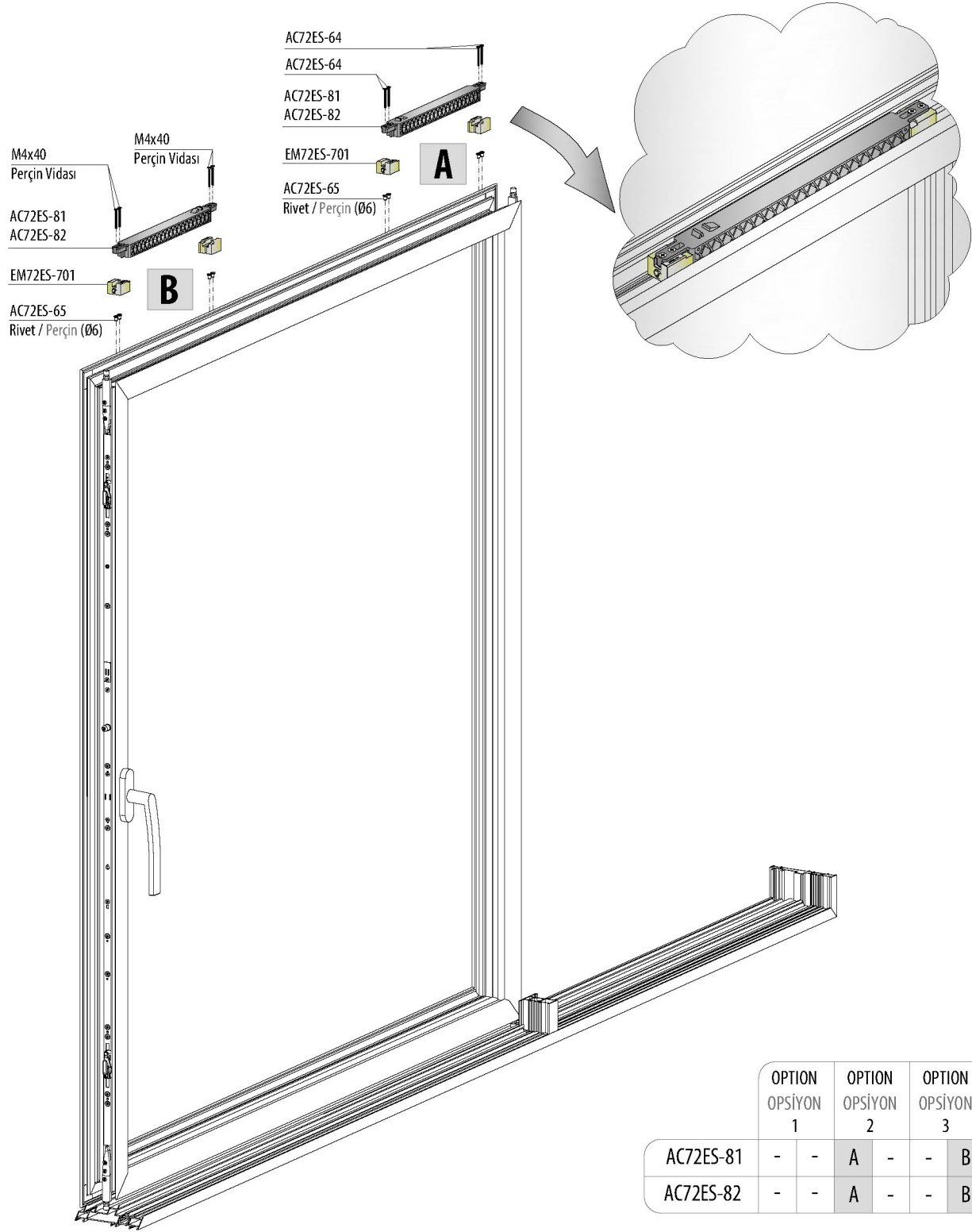
RULMAN ve SOFT CLOSE
DESTEK PLASTİĞİ
RULMAN ve SOFT CLOSE
DESTEK PLASTİĞİ



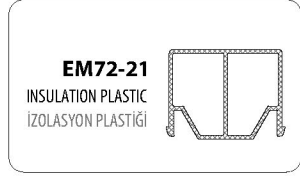
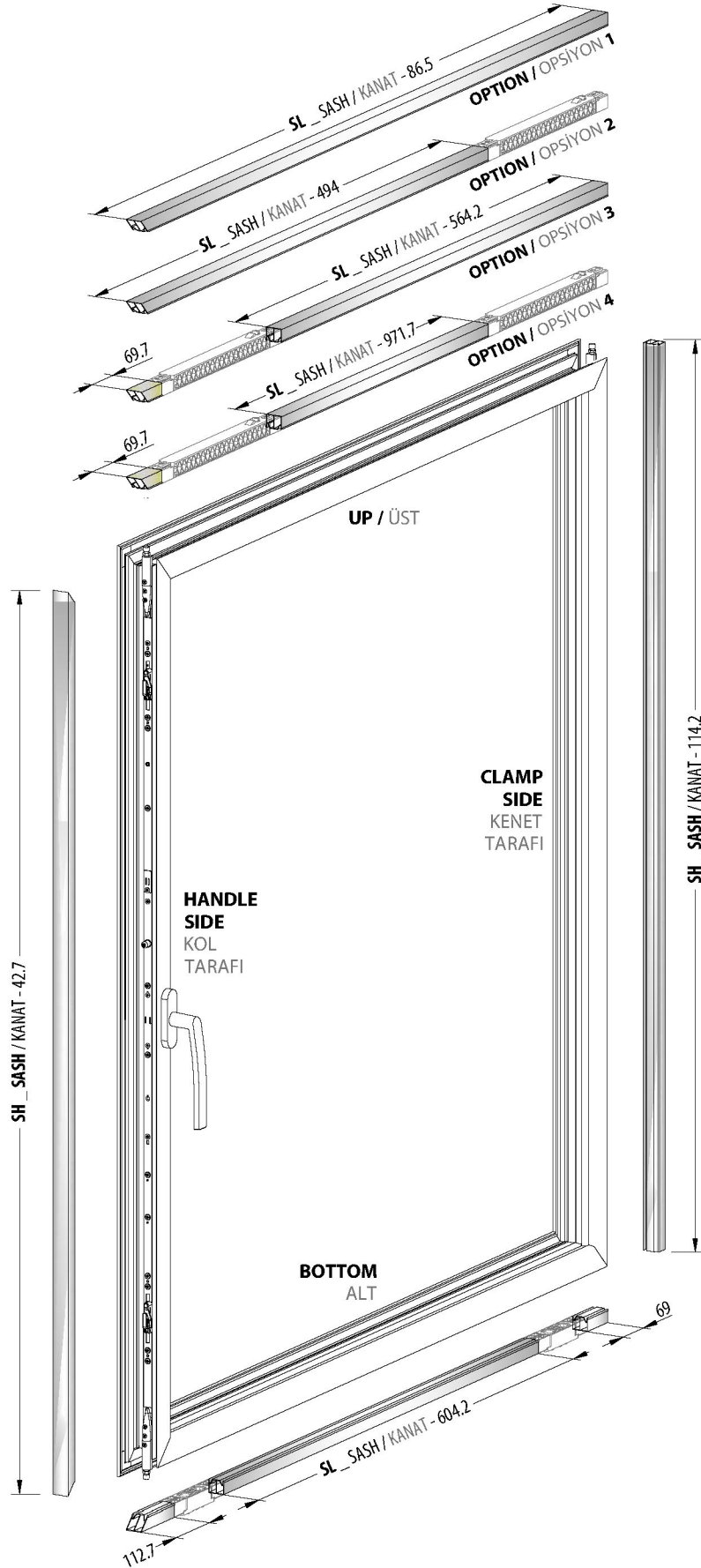
ESPAGNOLETTE ASSEMBLY / İSPANYOLET UYGULAMA



STOPPER & SOFT CLOSE ASSEMBLY / STOPER & SOFT CLOSE UYGULAMASI



INSULATION PLASTIC ASSEMBLY / İZOLASYON PLASTİĞİ UYGULAMASI



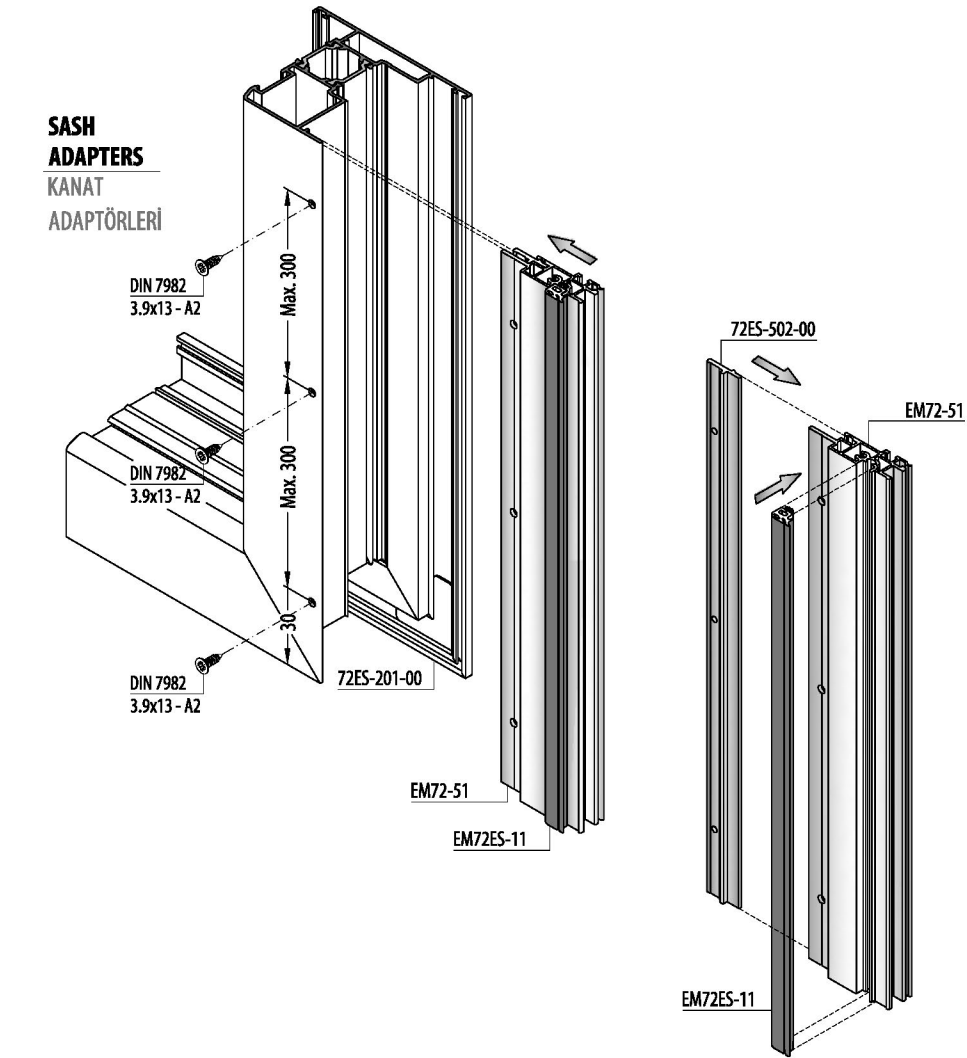
CUTTING LENGTH / KESİM ÖLÇÜLERİ

	CODE / KOD	CUTTING KESİM	DIMENSIONS ÖLÇÜ (mm)
UP / ÜST	OPTION OPSİYON 1		SL - 86.5
	OPTION OPSİYON 2		SL - 494
	OPTION OPSİYON 3		69.7
			SL - 564.2
OPTION OPSİYON 4		69.7	
		SL - 971.7	
	HANDLE SIDE KOL TARAFI		SH - 42.7
	CLAMP SIDE KENET TARAFI		SH - 114.2
BOTTOM ALT		112.7	
		604.2	
		69	

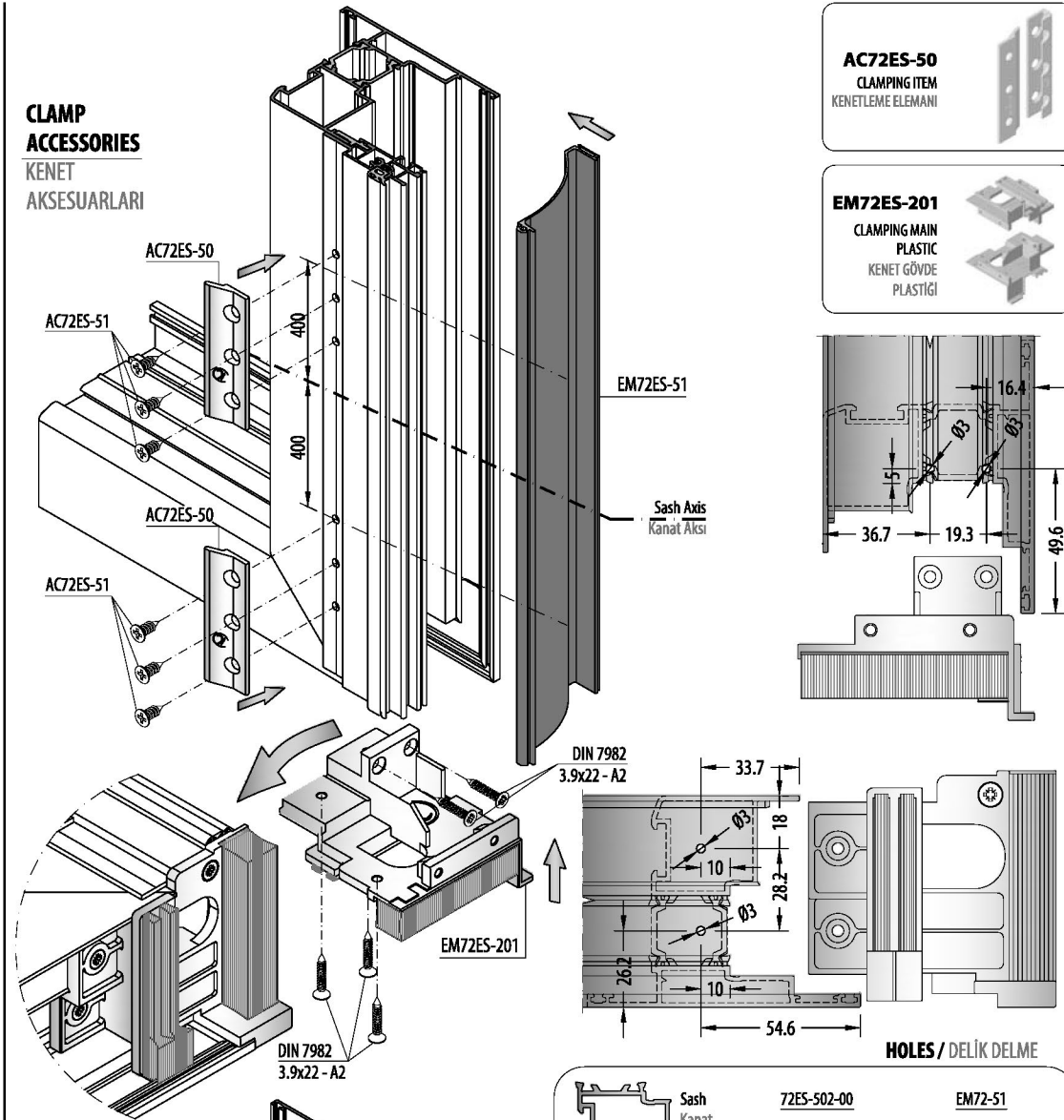
	OPTION OPSİYON 1	OPTION OPSİYON 2	OPTION OPSİYON 3	OPTION OPSİYON 4
AC72ES-81	-	A	-	B
AC72ES-82	-	A	-	B

CLAMP ASSEMBLY / KENET MONTAJI

SASH ADAPTERS
KANAT ADAPTÖRLERİ



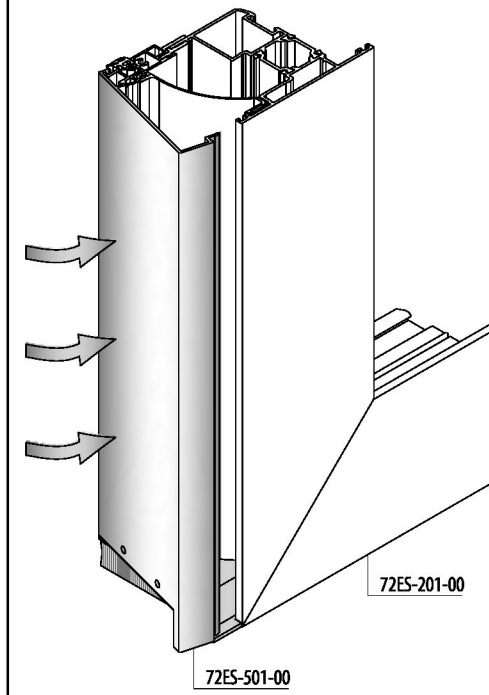
CLAMP ACCESSORIES
KENET AKSESUARLARI



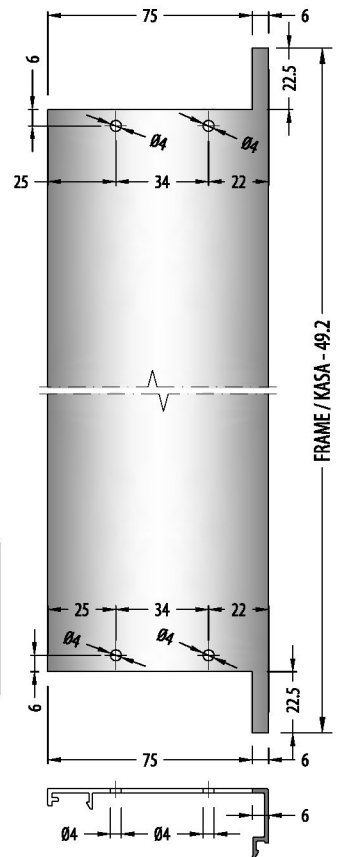
AC72ES-50
CLAMPING ITEM
KENETLEME ELEMANI

EM72ES-201
CLAMPING MAIN PLASTIC
KENET GÖVDE PLASTIĞI

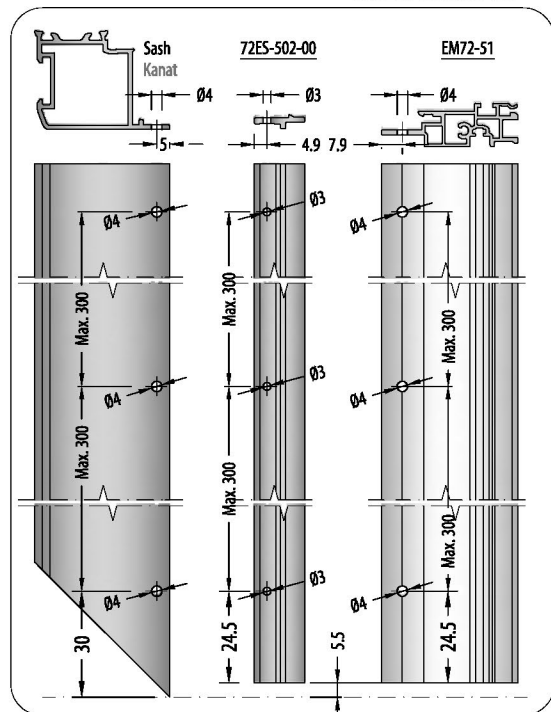
CAP ASSEMBLY
KAPAK UYGULAMA



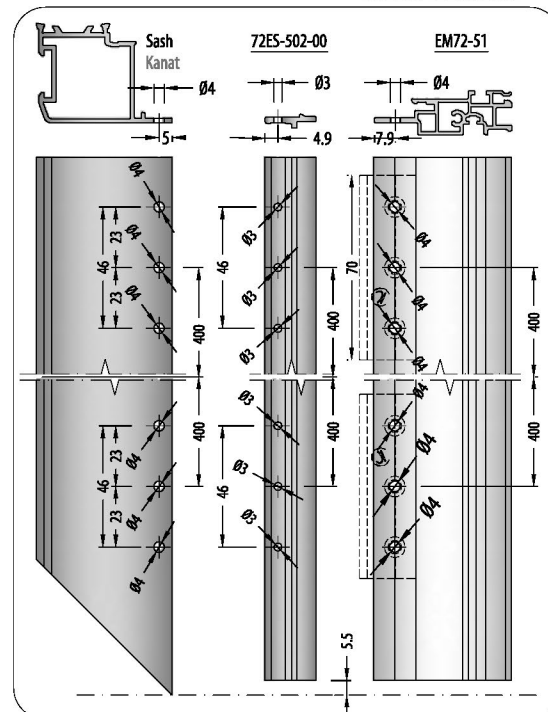
NOTCH AND HOLES
KERTME VE DELİK İŞLEMİ



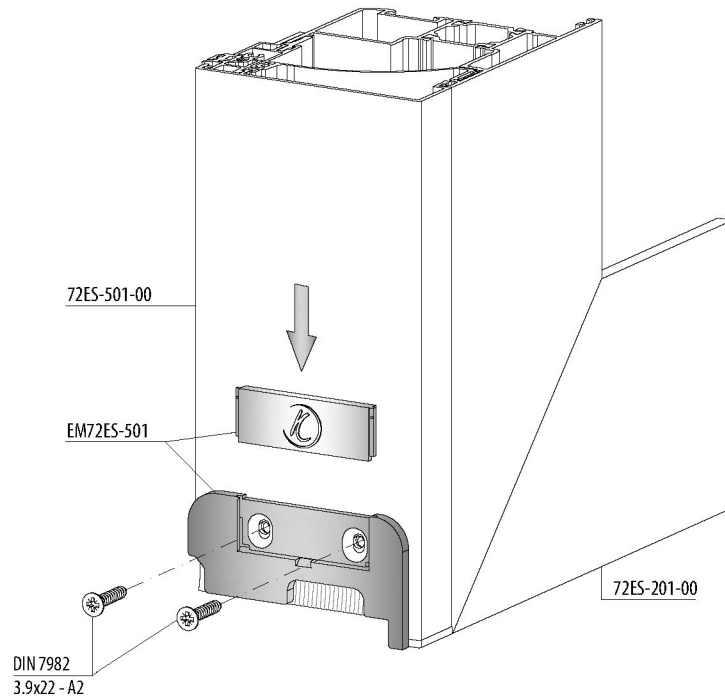
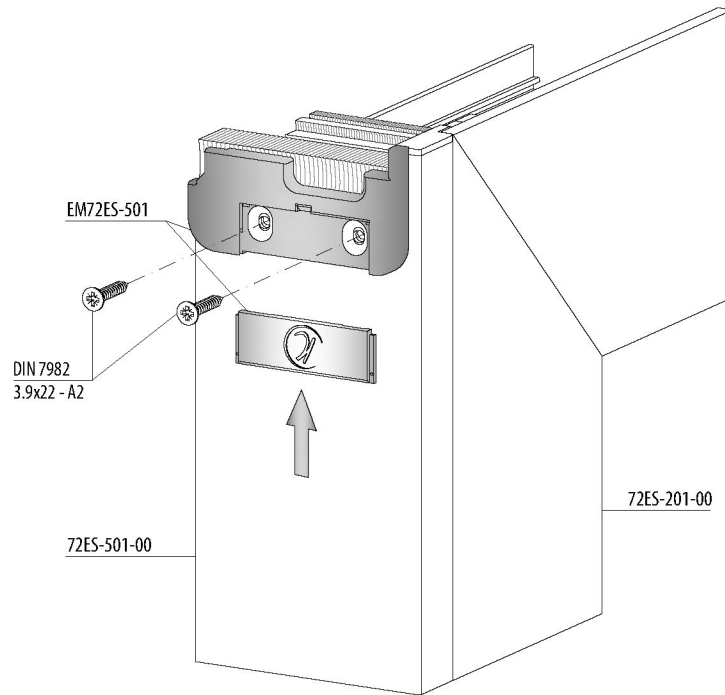
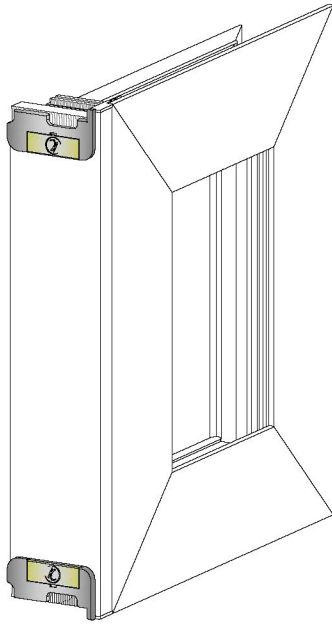
HOLES / DELİK DELME



HOLES / DELİK DELME

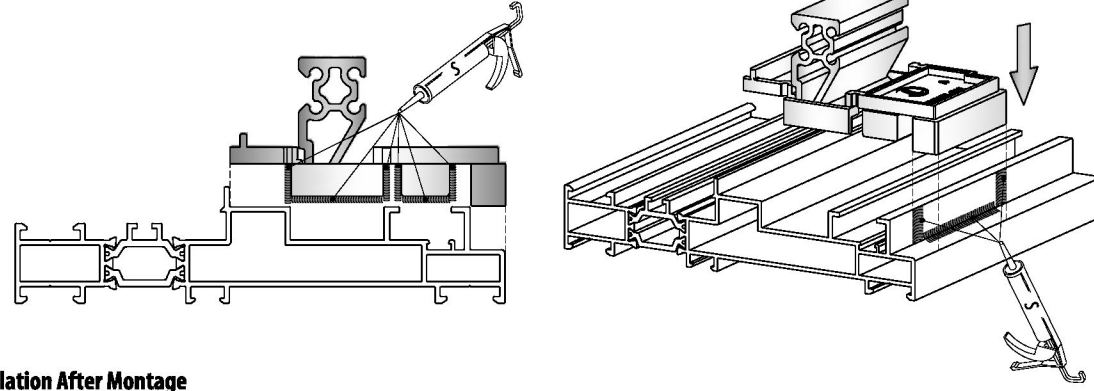


CLAMPING CAP ASSEMBLY / KENET KAPAK MONTAJI



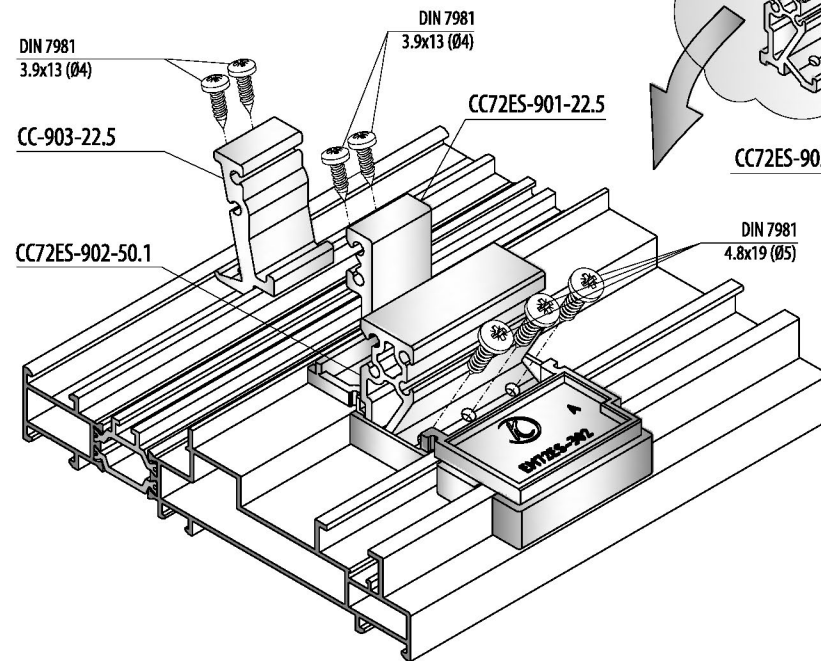
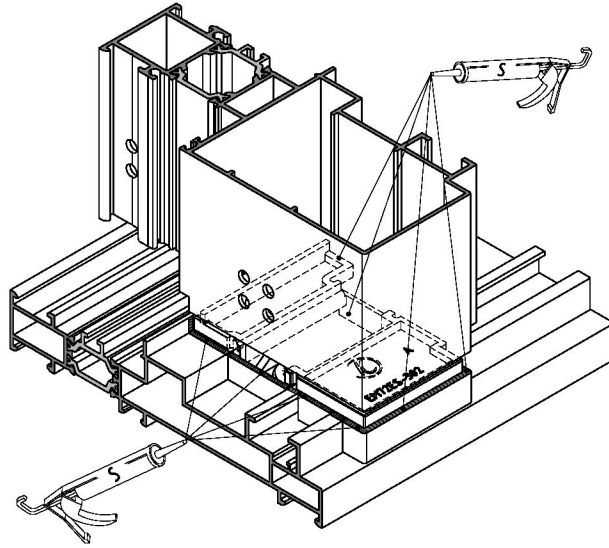
Isolation Before Montage

Montaj Öncesi İzolasyon

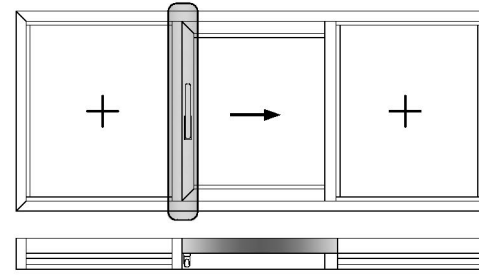


Isolation After Montage

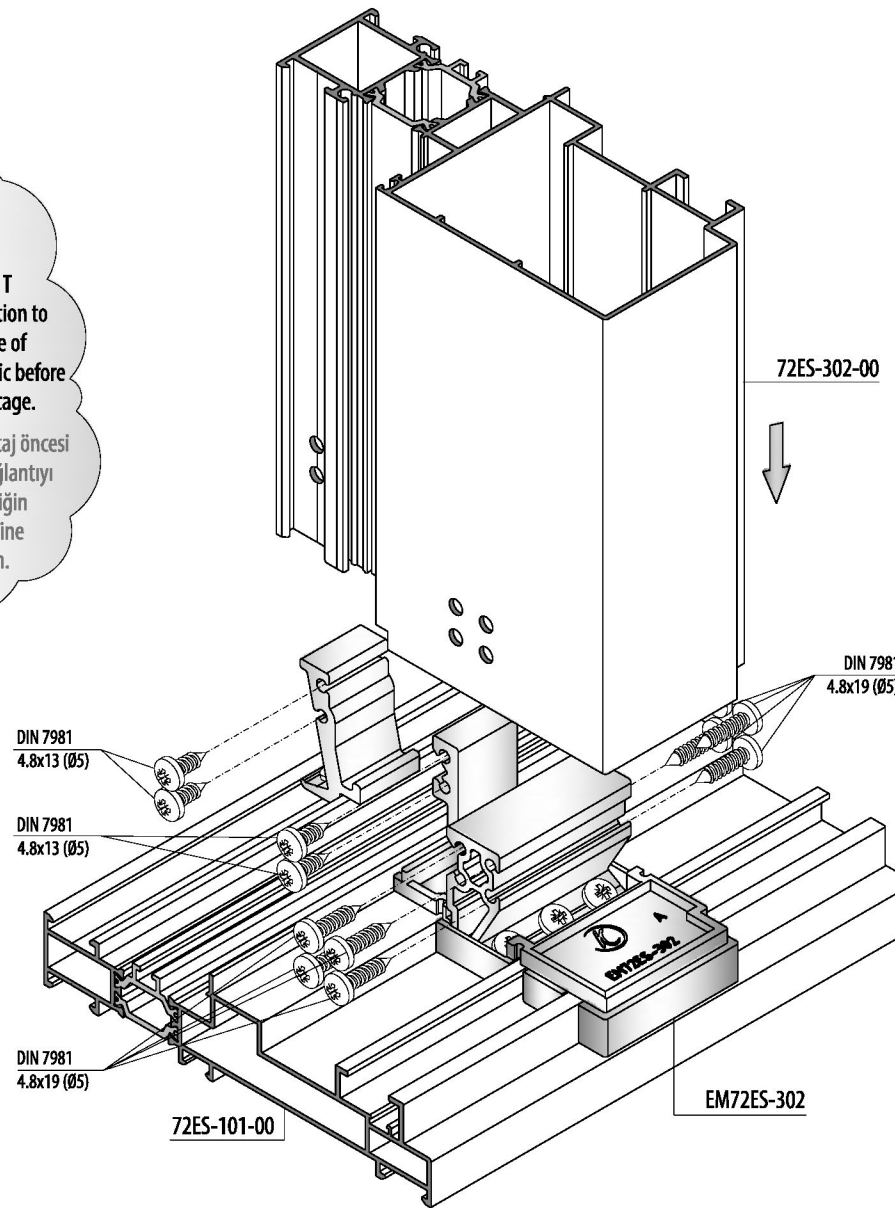
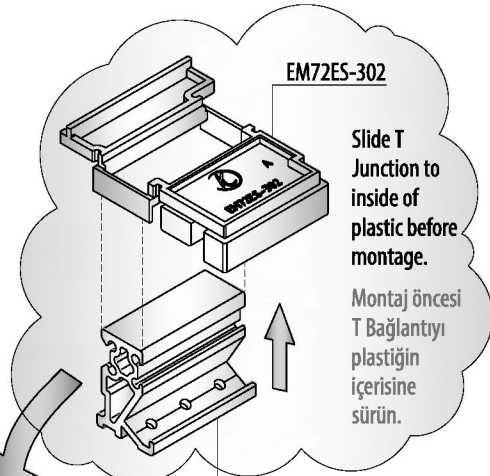

Montaj Sonrası İzolasyon



MULLION SASH DETAIL / ORTA KAYIT KANAT BİRLEŞİMİ

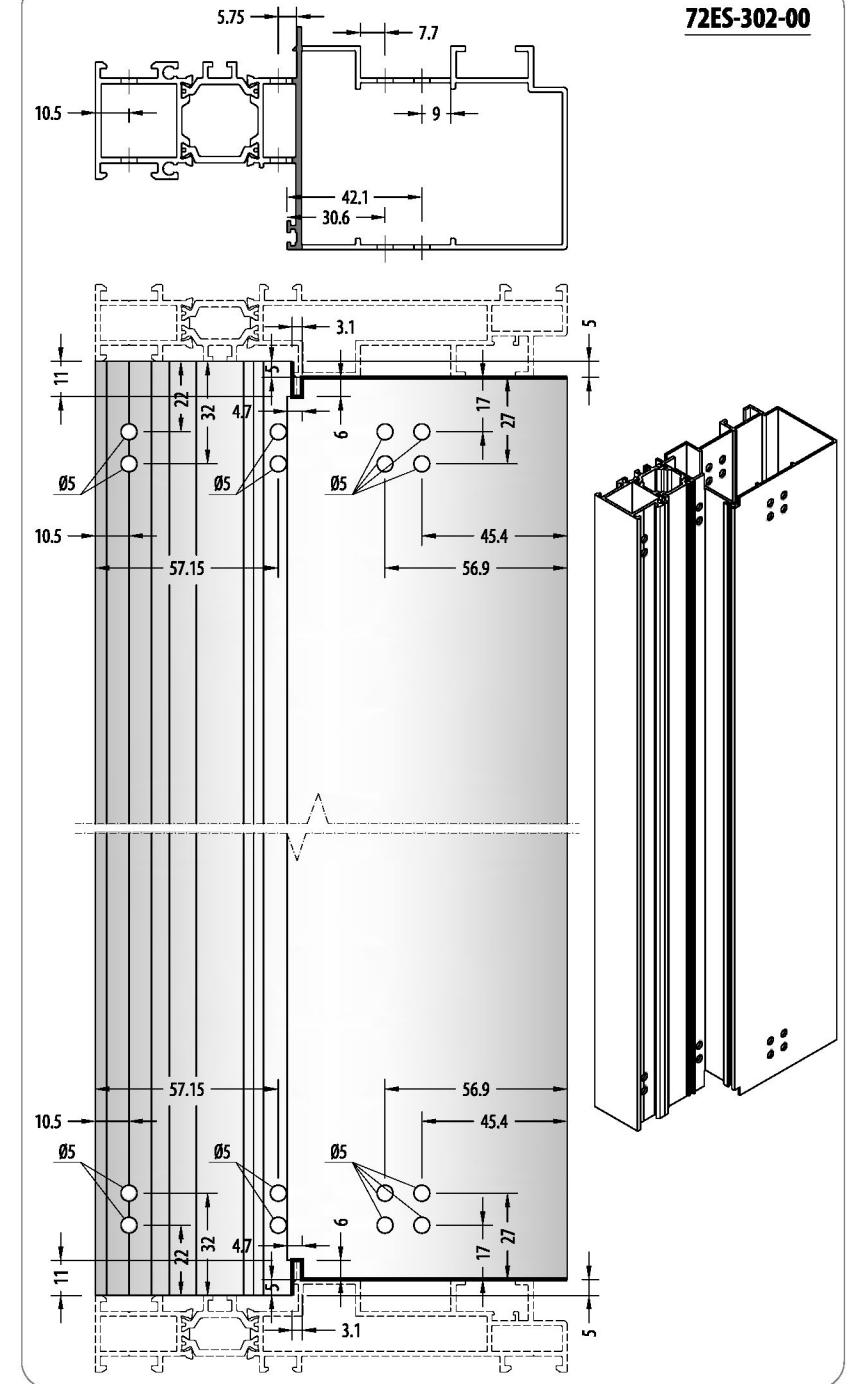


EM72ES-302
CONNECTION
PLASTIC
BAĞLANTI
PLASTİĞİ



NOTCH AND HOLES / KERTME VE DELİK

72ES-302-00



S = SILICONE SİLİKON
ES = EPDM BOND / EPDM YAPIŞTICI
BS = BOND AND SEAL / YAPIŞTIRICI VE SIZDIRMAZ